



R E P U B L I K A
S L O V E N I J A
V R H O V N O
S O D I Š Č E



SLUŽBA ZA
RAZVOJ SODNE UPRAVE

Data on Court Performance

I – XI 2022

| | |
|--|----|
| 1. Movement in the number of court cases | 2 |
| 2. Supreme Court - Movement in the number of court cases and duration of proceedings | 4 |
| 3. K - Criminal cases | 6 |
| 4. Pg – Commercial cases | 8 |
| 5. Insolvency cases | 9 |
| 6. P – Civil litigious cases | 11 |
| 7. Labour (Pd) and social (Ps) cases | 13 |
| 8. Enforcement cases | 14 |
| 9. Movement of pending cases at higher, district, local, social and labour courts | 16 |
| 10. Duration of court proceedings at higher, district, local, labour and social courts | 22 |
| 11. Average duration of procedural phases at district, local, labour and social courts | 28 |
| 12. Quality of work - solved cases by type of resolution | 34 |

Source: PSP
Date of preparation: 5. – 8. 12. .2022

Vrhovno sodišče Republike Slovenije, Miklošičeva 4, 1000 Ljubljana
Služba za razvoj sodne uprave, T: 01 434 27 85, EP: trs.u.vrs@sodisce.si

1. Movement in the number of court cases

| Court Type | Year Major / Other Cases | I-XI 2021 | | | | | I-XI 2022 | | | | |
|--------------------------------|--------------------------------|-----------|---------|---------|-------------------|---------------------------------|-----------|---------|---------|-------------------|---------------------------------|
| | | NEW | SOLVED | PENDING | Clearance Rate | Disposition Time (in months) | NEW | SOLVED | PENDING | Clearance Rate | Disposition Time (in months) |
| SUPREME COURT | Major | 2.874 | 2.743 | 895 | 95% | 3,6 | 2.893 | 2.893 | 820 | 100% | 3,1 |
| | | 2.874 | 2.743 | 895 | 95% | 3,6 | 2.893 | 2.893 | 820 | 100% | 3,1 |
| HIGHER COURTS | Major | 15.293 | 14.432 | 2.281 | 94% | 1,7 | 14.644 | 14.402 | 2.453 | 98% | 1,9 |
| | | 15.064 | 14.208 | 2.274 | 94% | 1,8 | 14.397 | 14.155 | 2.444 | 98% | 1,9 |
| DISTRICT COURTS | Other | 229 | 224 | 7 | 98% | 0,3 | 247 | 247 | 9 | 100% | 0,4 |
| | | 96.964 | 98.270 | 30.269 | 101% | 3,4 | 94.626 | 94.987 | 29.421 | 100% | 3,4 |
| LOCAL COURTS | Major | 18.869 | 20.459 | 26.198 | 108% | 14,1 | 18.756 | 19.477 | 25.223 | 104% | 14,2 |
| | | 78.095 | 77.811 | 4.071 | 100% | 0,6 | 75.870 | 75.510 | 4.198 | 100% | 0,6 |
| | Other | 513.468 | 512.395 | 71.706 | 100% | 1,5 | 504.924 | 510.441 | 65.104 | 101% | 1,4 |
| | | 63.227 | 62.059 | 48.358 | 98% | 8,6 | 60.491 | 63.016 | 45.012 | 104% | 7,9 |
| ADMINISTRATIVE COURT | Other | 450.241 | 450.336 | 23.348 | 100% | 0,6 | 444.433 | 447.425 | 20.092 | 101% | 0,5 |
| | | 5.434 | 5.228 | 4.044 | 96% | 8,5 | 6.003 | 5.892 | 4.067 | 98% | 7,6 |
| HIGHER LABOUR AND SOCIAL COURT | Major | 2.500 | 2.294 | 3.957 | 92% | 19,0 | 2.528 | 2.468 | 3.957 | 98% | 17,6 |
| | | 2.934 | 2.934 | 87 | 100% | 0,3 | 3.475 | 3.424 | 110 | 99% | 0,4 |
| | Other | 903 | 829 | 187 | 92% | 2,5 | 1.071 | 896 | 349 | 84% | 4,3 |
| | | 903 | 829 | 187 | 92% | 2,5 | 1.071 | 896 | 349 | 84% | 4,3 |
| LABOUR AND SOCIAL COURTS | Major | 4.082 | 4.390 | 4.066 | 108% | 10,2 | 4.803 | 4.477 | 4.217 | 93% | 10,4 |
| | | 3.151 | 3.468 | 4.012 | 110% | 12,7 | 3.983 | 3.643 | 4.188 | 91% | 12,6 |
| CoVL | Other | 931 | 922 | 54 | 99% | 0,6 | 820 | 834 | 29 | 102% | 0,4 |
| | | 87.825 | 102.498 | 11.430 | 117% | 1,2 | 92.704 | 96.632 | 11.742 | 104% | 1,3 |
| Total | Major | 87.825 | 102.498 | 11.430 | 117% | 1,2 | 92.704 | 96.632 | 11.742 | 104% | 1,3 |
| | | 726.843 | 740.785 | 124.878 | 102% | 1,9 | 721.668 | 730.620 | 118.173 | 101% | 1,8 |
| | Other | 106.588 | 106.060 | 85.881 | 100% | 8,9 | 104.119 | 106.548 | 81.993 | 102% | 8,5 |
| | | 620.255 | 634.725 | 38.997 | 102% | 0,7 | 617.549 | 624.072 | 36.180 | 101% | 0,6 |

| I-XI 2022 / I-XI 2021 | |
|-----------------------|--------|
| NEW | SOLVED |
| 1% | 5% |
| 1% | 5% |
| -4% | 0% |
| -4% | 0% |
| 8% | 10% |
| -2% | -3% |
| -1% | -5% |
| -3% | -3% |
| -2% | 0% |
| -4% | 2% |
| -1% | -1% |
| 10% | 13% |
| 1% | 8% |
| 18% | 17% |
| 19% | 8% |
| 19% | 8% |
| 18% | 2% |
| 26% | 5% |
| -12% | -10% |
| 6% | -6% |
| 6% | -6% |
| -1% | -1% |
| -2% | 0% |
| 0% | -2% |

| Court Type | Year Major / Other Cases | 2019 | | | | | 2020 | | | | | 2021 | | | | | 2021 / 2020 | | |
|--------------------------------|--------------------------------|---------|---------|---------|-------------------|------------------------------------|---------|---------|---------|-------------------|------------------------------------|---------|---------|---------|-------------------|------------------------------------|-------------|--------|---------|
| | | NEW | SOLVED | PENDING | Clearance Rate | Disposition Time (in months) | NEW | SOLVED | PENDING | Clearance Rate | Disposition Time (in months) | NEW | SOLVED | PENDING | Clearance Rate | Disposition Time (in months) | NEW | SOLVED | PENDING |
| SUPREME COURT | | 3.296 | 3.623 | 1.071 | 110% | 3.5 | 3.068 | 3.369 | 770 | 110% | 2.7 | 3.185 | 3.126 | 829 | 98% | 3.2 | 4% | -7% | 8% |
| | Major | 3.296 | 3.623 | 1.071 | 110% | 3.5 | 3.068 | 3.369 | 770 | 110% | 2.7 | 3.185 | 3.126 | 829 | 98% | 3.2 | 4% | -7% | 8% |
| | | 17.662 | 17.944 | 2.744 | 102% | 1.8 | 14.898 | 16.192 | 1.420 | 109% | 1.1 | 16.688 | 15.896 | 2.212 | 95% | 1.7 | 12% | -2% | 56% |
| HIGHER COURTS | Major | 17.285 | 17.579 | 2.706 | 102% | 1.8 | 14.700 | 15.988 | 1.418 | 109% | 1.1 | 16.433 | 15.648 | 2.203 | 95% | 1.7 | 12% | -2% | 55% |
| | Other | 377 | 365 | 38 | 97% | 1.2 | 198 | 204 | 2 | 103% | 0.1 | 255 | 248 | 9 | 97% | 0.4 | 29% | 22% | 350% |
| | | 120.736 | 122.157 | 30.792 | 101% | 3.0 | 105.315 | 103.881 | 31.697 | 99% | 3.7 | 106.487 | 108.269 | 29.915 | 102% | 3.3 | 1% | 4% | -6% |
| DISTRICT COURTS | Major | 24.583 | 26.054 | 26.321 | 106% | 12.1 | 22.509 | 20.999 | 27.831 | 93% | 15.9 | 20.561 | 22.409 | 25.983 | 109% | 13.9 | -9% | 7% | -7% |
| | Other | 96.153 | 96.103 | 4.471 | 100% | 0.6 | 82.806 | 82.882 | 3.866 | 100% | 0.6 | 85.926 | 85.860 | 3.932 | 100% | 0.5 | 4% | 4% | 2% |
| | | 551.256 | 557.176 | 72.013 | 101% | 1.6 | 492.444 | 493.417 | 70.731 | 100% | 1.7 | 563.445 | 563.295 | 70.763 | 100% | 1.5 | 14% | 14% | 0% |
| LOCAL COURTS | Major | 68.468 | 67.054 | 41.151 | 98% | 7.4 | 67.094 | 61.049 | 47.178 | 91% | 9.3 | 69.818 | 69.442 | 47.554 | 99% | 8.2 | 4% | 14% | 1% |
| | Other | 482.788 | 490.122 | 30.862 | 102% | 0.8 | 425.350 | 432.368 | 23.553 | 102% | 0.7 | 493.627 | 493.853 | 23.209 | 100% | 0.6 | 16% | 14% | -1% |
| | | 6.734 | 6.320 | 4.056 | 94% | 7.7 | 6.080 | 6.298 | 3.838 | 104% | 7.3 | 5.911 | 5.792 | 3.957 | 98% | 8.2 | -3% | -8% | 3% |
| ADMINISTRATIVE COURT | Major | 3.139 | 2.793 | 3.946 | 89% | 17.0 | 2.893 | 3.088 | 3.751 | 107% | 14.6 | 2.751 | 2.604 | 3.898 | 95% | 18.0 | -5% | -16% | 4% |
| | Other | 3.595 | 3.527 | 110 | 98% | 0.4 | 3.187 | 3.210 | 87 | 101% | 0.3 | 3.160 | 3.188 | 59 | 101% | 0.2 | -1% | -1% | -32% |
| | | 1.222 | 1.353 | 318 | 111% | 2.8 | 931 | 1.136 | 113 | 122% | 1.2 | 990 | 929 | 174 | 94% | 2.2 | 6% | -18% | 54% |
| HIGHER LABOUR AND SOCIAL COURT | Major | 1.219 | 1.348 | 318 | 111% | 2.8 | 931 | 1.136 | 113 | 122% | 1.2 | 990 | 929 | 174 | 94% | 2.2 | 6% | -18% | 54% |
| | Other | 3 | 5 | 0 | 167% | 0.0 | | | | | | | | | | | | | |
| | | 5.894 | 6.293 | 4.081 | 107% | 7.8 | 4.944 | 4.594 | 4.374 | 93% | 11.4 | 4.410 | 4.891 | 3.893 | 111% | 9.6 | -11% | 6% | -11% |
| LABOUR AND SOCIAL COURTS | Major | 4.250 | 4.661 | 3.957 | 110% | 10.2 | 3.794 | 3.422 | 4.329 | 90% | 15.2 | 3.400 | 3.880 | 3.849 | 114% | 11.9 | -10% | 13% | -11% |
| | Other | 1.644 | 1.632 | 124 | 99% | 0.9 | 1.150 | 1.172 | 45 | 102% | 0.5 | 1.010 | 1.011 | 44 | 100% | 0.5 | -12% | -14% | -2% |
| | | 132.757 | 136.002 | 17.878 | 102% | 1.6 | 116.877 | 108.656 | 26.104 | 93% | 2.9 | 101.622 | 112.062 | 15.663 | 110% | 1.7 | -13% | 3% | -40% |
| CoVL | Other | 132.757 | 136.002 | 17.878 | 102% | 1.6 | 116.877 | 108.656 | 26.104 | 93% | 2.9 | 101.622 | 112.062 | 15.663 | 110% | 1.7 | -13% | 3% | -40% |
| Total | | 839.557 | 850.868 | 132.953 | 101% | 1.9 | 744.557 | 737.543 | 139.047 | 99% | 2.3 | 802.738 | 814.260 | 127.406 | 101% | 1.9 | 8% | 10% | -8% |
| | Major | 122.240 | 123.112 | 79.470 | 101% | 7.7 | 114.989 | 109.051 | 85.390 | 95% | 9.4 | 117.138 | 118.038 | 84.490 | 101% | 8.6 | 2% | 8% | -1% |
| | Other | 717.317 | 727.756 | 53.483 | 101% | 0.9 | 629.568 | 628.492 | 53.657 | 100% | 1.0 | 685.600 | 696.222 | 42.916 | 102% | 0.7 | 9% | 11% | -20% |

2. Supreme Court - Movement in the number of court cases and duration of proceedings

| Court Type | Legal Area | Year | I-XI 2021 | | | | | I-XI 2022 | | | | |
|----------------|------------|----------|--|--------|---------|----------------|------------------------------|-----------|--------|---------|----------------|------------------------------|
| | | | NEW | SOLVED | PENDING | Clearance Rate | Disposition Time (in months) | NEW | SOLVED | PENDING | Clearance Rate | Disposition Time (in months) |
| Criminal | | Dop | Disciplinary procedures against lawyers | | | | | | | | | |
| | | Ips | Extraordinary legal remedies - criminal cases at the Supreme court | | | | | | | | | |
| | | IV Ips | 427 | 504 | 185 | 118% | 4,4 | 438 | 426 | 187 | 97% | 5,3 |
| | | Kp | 25 | 31 | 0 | 124% | 0,0 | 52 | 61 | 0 | 117% | 0,0 |
| | | Kp | 24 | 22 | 2 | 92% | 1,1 | 23 | 16 | 10 | 70% | 7,5 |
| | | Kr | 161 | 157 | 8 | 98% | 0,6 | 154 | 148 | 11 | 96% | 0,9 |
| | | Total | 637 | 714 | 195 | 112% | 3,3 | 667 | 651 | 208 | 98% | 3,8 |
| | | Cp | 27 | 27 | 3 | 100% | 1,3 | 34 | 28 | 6 | 82% | 2,6 |
| | | I R | 180 | 160 | 26 | 89% | 2,0 | 171 | 178 | 19 | 104% | 1,3 |
| | | II DoR | 577 | 530 | 187 | 92% | 4,2 | 495 | 501 | 141 | 101% | 3,4 |
| Civil | | II Ips | 113 | 113 | 42 | 100% | 4,5 | 63 | 80 | 20 | 127% | 3,0 |
| | | II R | 88 | 87 | 2 | 99% | 0,3 | 137 | 132 | 5 | 96% | 0,5 |
| | | II SM | Advisory opinion of the Supreme Court (non-binding) | | | | | | | | | |
| | | Total | 985 | 917 | 260 | 93% | 3,4 | 902 | 920 | 192 | 102% | 2,5 |
| | | Cpg | 12 | 12 | 0 | 100% | 0,0 | 13 | 11 | 2 | 85% | 2,2 |
| | | III DoR | 174 | 172 | 23 | 99% | 1,6 | 159 | 132 | 55 | 83% | 5,0 |
| | | III Ips | 36 | 49 | 13 | 136% | 3,2 | 22 | 11 | 21 | 50% | 22,9 |
| | | III R | 24 | 24 | 10 | 100% | 5,0 | 37 | 40 | 13 | 108% | 3,9 |
| | | IV R | 17 | 17 | 0 | 100% | 0,0 | 17 | 17 | 0 | 100% | 0,0 |
| | | Total | 263 | 274 | 46 | 104% | 2,0 | 248 | 211 | 91 | 85% | 5,2 |
| Labour-social | | Dsp | Appeal - labour and social cases at the Supreme court | | | | | | | | | |
| | | IX R | 11 | 10 | 1 | 91% | 1,2 | 6 | 5 | 1 | 83% | 2,4 |
| | | VIII DoR | 21 | 21 | 0 | 100% | 0,0 | 25 | 25 | 0 | 100% | 0,0 |
| | | VIII Ips | 239 | 213 | 44 | 89% | 2,5 | 219 | 209 | 46 | 95% | 2,6 |
| | | VIII R | 56 | 56 | 45 | 100% | 9,6 | 36 | 58 | 22 | 161% | 4,6 |
| | | VIII SM | 14 | 13 | 2 | 93% | 1,8 | 23 | 18 | 5 | 78% | 3,3 |
| | | Total | 343 | 316 | 92 | 92% | 3,5 | 311 | 316 | 75 | 102% | 2,8 |
| | | I Up | 233 | 212 | 66 | 91% | 3,7 | 227 | 228 | 60 | 100% | 3,2 |
| | | II Up | 6 | 8 | 1 | 133% | 1,5 | 3 | 3 | 1 | 100% | 4,0 |
| | | II Up | 42 | 42 | 1 | 100% | 0,3 | 53 | 47 | 6 | 89% | 1,5 |
| Administrative | | U | 10 | 8 | 3 | 80% | 4,5 | 9 | 9 | 2 | 100% | 2,7 |
| | | Uv | Administrative disputes over the legality of acts issued by electoral bodies | | | | | | | | | |
| | | V DoR | 42 | 42 | 1 | 100% | 0,3 | 19 | 18 | 1 | 95% | 0,7 |
| | | V Ips | 10 | 8 | 3 | 80% | 4,5 | 12 | 6 | 6 | 50% | 12,0 |
| | | V Up | 42 | 42 | 1 | 100% | 0,3 | 19 | 18 | 1 | 95% | 0,7 |
| | | X DoR | 285 | 169 | 172 | 59% | 12,2 | 393 | 437 | 121 | 111% | 3,3 |
| | | X Ips | 70 | 83 | 59 | 119% | 8,5 | 43 | 43 | 55 | 100% | 15,3 |
| | | Total | 646 | 522 | 302 | 81% | 6,9 | 765 | 795 | 254 | 104% | 3,8 |
| | | | 2.874 | 2.743 | 895 | 95% | 3,9 | 2.893 | 2.893 | 820 | 100% | 3,4 |
| | | | | | | | | | | | | |

Advisory opinion of the Supreme Court (non-binding) - A court can request the Supreme Court to issue an advisory opinion regarding a legal norm, when the case-law of higher courts is not uniform and there is no case-law of the Supreme Court. The advisory opinion contains the explanation of the legal norm and is non-binding. This institute was introduced in 2017.

| Court Type | Legal Area | Year | 2019 | | | | | 2020 | | | | | 2021 | | | | |
|----------------|------------|----------|-------|--------|---------|----------------|------------------------------|-------|--------|---------|----------------|------------------------------|-------|--------|---------|----------------|------------------------------|
| | | | NEW | SOLVED | PENDING | Clearance Rate | Disposition Time (in months) | NEW | SOLVED | PENDING | Clearance Rate | Disposition Time (in months) | NEW | SOLVED | PENDING | Clearance Rate | Disposition Time (in months) |
| Criminal | | Dop | 489 | 487 | 283 | 100% | 7,0 | 0 | 1 | 0 | | 0,0 | 463 | 550 | 175 | 119% | 3,8 |
| | | Ips | | | | | | 430 | 452 | 262 | 105% | 7,0 | | | | | |
| | | IV Ips | 0 | 0 | 0 | | 0,0 | 41 | 38 | 12 | 93% | 3,8 | 43 | 37 | 18 | 86% | 5,8 |
| | | Kp | 20 | 20 | 5 | 100% | 3,0 | 17 | 22 | 0 | 129% | 0,0 | 28 | 25 | 3 | 89% | 1,4 |
| | | Kr | 135 | 134 | 5 | 99% | 0,4 | 175 | 176 | 4 | 101% | 0,3 | 180 | 179 | 5 | 99% | 0,3 |
| | | Total | 644 | 641 | 293 | 100% | 5,5 | 663 | 689 | 278 | 104% | 4,8 | 714 | 791 | 201 | 111% | 3,0 |
| | | | 55 | 59 | 2 | 107% | 0,4 | 37 | 36 | 3 | 97% | 1,0 | 27 | 30 | 0 | 111% | 0,0 |
| Civil | | Cp | 199 | 208 | 25 | 105% | 1,4 | 190 | 209 | 6 | 110% | 0,3 | 206 | 186 | 26 | 90% | 1,7 |
| | | I R | 683 | 659 | 170 | 96% | 3,1 | 641 | 671 | 140 | 105% | 2,5 | 629 | 622 | 147 | 99% | 2,8 |
| | | II DoR | 145 | 279 | 105 | 192% | 4,5 | 104 | 167 | 42 | 161% | 3,0 | 121 | 126 | 37 | 104% | 3,5 |
| | | II Ips | 101 | 102 | 2 | 101% | 0,2 | 45 | 46 | 1 | 102% | 0,3 | 98 | 99 | 0 | 101% | 0,0 |
| | | II R | 3 | 3 | 0 | 100% | 0,0 | 1 | 1 | 0 | 100% | 0,0 | | | | | |
| | | II SM | 1.186 | 1.310 | 304 | 110% | 2,8 | 1.018 | 1.130 | 192 | 111% | 2,0 | 1.081 | 1.063 | 210 | 98% | 2,4 |
| | | Total | 17 | 14 | 3 | 82% | 2,6 | 14 | 17 | 0 | 121% | 0,0 | 12 | 12 | 0 | 100% | 0,0 |
| Commercial | | Cpg | 1 | 0 | 1 | 0% | 0,0 | 0 | 1 | 0 | | 0,0 | | | | | |
| | | G | 222 | 222 | 39 | 100% | 2,1 | 170 | 188 | 21 | 111% | 1,3 | 199 | 192 | 28 | 96% | 1,8 |
| | | III DoR | 67 | 103 | 27 | 154% | 3,1 | 59 | 60 | 26 | 102% | 5,2 | 39 | 55 | 10 | 141% | 2,2 |
| | | III Ips | 34 | 34 | 2 | 100% | 0,7 | 48 | 40 | 10 | 83% | 3,0 | 30 | 24 | 16 | 80% | 8,0 |
| | | III R | | | | | | 2 | 2 | 0 | 100% | 0,0 | | | | | |
| | | III SM | 21 | 21 | 0 | 100% | 0,0 | 17 | 17 | 0 | 100% | 0,0 | 21 | 21 | 0 | 100% | 0,0 |
| | | IV R | 362 | 394 | 72 | 109% | 2,2 | 310 | 325 | 57 | 105% | 2,1 | 301 | 304 | 54 | 101% | 2,1 |
| Labour-social | | Dsp | 15 | 15 | 0 | 100% | 0,0 | 9 | 9 | 0 | 100% | 0,0 | 11 | 11 | 0 | 100% | 0,0 |
| | | IX R | 26 | 26 | 0 | 100% | 0,0 | 16 | 16 | 0 | 100% | 0,0 | 21 | 21 | 0 | 100% | 0,0 |
| | | VIII DoR | 317 | 321 | 47 | 101% | 1,8 | 275 | 307 | 18 | 112% | 0,7 | 269 | 251 | 36 | 93% | 1,7 |
| | | VIII Ips | 95 | 151 | 55 | 159% | 4,4 | 65 | 75 | 45 | 115% | 7,2 | 68 | 69 | 44 | 101% | 7,7 |
| | | VIII R | 21 | 24 | 2 | 114% | 1,0 | 7 | 8 | 1 | 114% | 1,5 | 14 | 15 | 0 | 107% | 0,0 |
| | | VIII SM | 3 | 2 | 1 | 67% | 6,0 | 2 | 2 | 1 | 100% | 6,0 | 2 | 3 | 0 | 150% | 0,0 |
| | | Total | 477 | 539 | 105 | 113% | 2,3 | 374 | 417 | 65 | 111% | 1,9 | 385 | 370 | 80 | 96% | 2,6 |
| Administrative | | I Up | 226 | 236 | 48 | 104% | 2,4 | 185 | 188 | 45 | 102% | 2,9 | 259 | 243 | 61 | 94% | 3,0 |
| | | I UpR | 3 | 2 | 1 | 67% | 6,0 | 5 | 3 | 3 | 60% | 12,0 | 6 | 8 | 1 | 133% | 1,5 |
| | | II Up | 1 | 0 | 1 | 0% | 0,0 | 0 | 1 | 0 | | 0,0 | | | | | |
| | | II UpR | 59 | 61 | 0 | 103% | 0,0 | 43 | 42 | 1 | 98% | 0,3 | 46 | 47 | 0 | 102% | 0,0 |
| | | U | 8 | 8 | 3 | 100% | 4,5 | 7 | 9 | 1 | 129% | 1,3 | 11 | 10 | 2 | 91% | 2,4 |
| | | Uv | 3 | 3 | 0 | 100% | 0,0 | | | | | | | | | | |
| | | X DoR | 239 | 264 | 160 | 110% | 7,3 | 338 | 442 | 56 | 131% | 1,5 | 308 | 199 | 165 | 65% | 9,9 |
| Total | | X Ips | 47 | 127 | 70 | 270% | 6,6 | 125 | 123 | 72 | 98% | 7,0 | 74 | 91 | 55 | 123% | 7,3 |
| | | Total | 586 | 701 | 283 | 120% | 4,8 | 703 | 808 | 178 | 115% | 2,6 | 704 | 598 | 284 | 85% | 5,7 |
| | | | 3.255 | 3.585 | 1.057 | 110% | 3,5 | 3.068 | 3.369 | 770 | 110% | 2,7 | 3.185 | 3.126 | 829 | 98% | 3,2 |

3. K - Criminal cases

| Year | | I-XI 2021 | | | | | I-XI 2022 | | | | |
|----------------|------------------------|-----------|--------|---------|----------------|---------------------------------|-----------|--------|---------|----------------|---------------------------------|
| Court Type | Court/District | NEW | SOLVED | PENDING | Clearance Rate | Disposition Time (in months) | NEW | SOLVED | PENDING | Clearance Rate | Disposition Time (in months) |
| District Court | OZ v Celju | 519 | 521 | 923 | 100% | 19,5 | 483 | 474 | 928 | 98% | 21,5 |
| | OZ v Kopru | 410 | 385 | 654 | 94% | 18,7 | 507 | 464 | 693 | 92% | 16,4 |
| | OZ v Kranju | 266 | 261 | 408 | 98% | 17,2 | 229 | 276 | 365 | 121% | 14,5 |
| | OZ v Krškem | 213 | 270 | 227 | 127% | 9,2 | 194 | 215 | 204 | 111% | 10,4 |
| | OZ v Ljubljani | 1.488 | 1.351 | 3.046 | 91% | 24,8 | 1.444 | 1.407 | 3.097 | 97% | 24,2 |
| | OZ v Mariboru | 604 | 675 | 535 | 112% | 8,7 | 519 | 619 | 440 | 119% | 7,8 |
| | OZ v Murski Soboti | 312 | 302 | 221 | 97% | 8,0 | 293 | 318 | 198 | 109% | 6,8 |
| | OZ v Novi Gorici | 244 | 238 | 243 | 98% | 11,2 | 180 | 181 | 235 | 101% | 14,3 |
| | OZ v Novem mestu | 306 | 274 | 642 | 90% | 25,8 | 320 | 373 | 596 | 117% | 17,6 |
| | OZ na Pljuju | 190 | 179 | 207 | 94% | 12,7 | 172 | 191 | 187 | 111% | 10,8 |
| | OZ v Slovenj Gradcu | 80 | 115 | 117 | 144% | 11,2 | 128 | 112 | 134 | 88% | 13,2 |
| | Total | 4.632 | 4.571 | 7.223 | 99% | 17,4 | 4.469 | 4.630 | 7.077 | 104% | 16,8 |
| Local Court | OJ v Ljubljani | 1.026 | 1.081 | 1.278 | 105% | 13,0 | 1.110 | 1.171 | 1.199 | 105% | 11,3 |
| | Okrožje Celje | 678 | 730 | 781 | 108% | 11,8 | 722 | 634 | 880 | 88% | 15,3 |
| | Okrožje Koper | 439 | 513 | 565 | 117% | 12,1 | 518 | 437 | 648 | 84% | 16,3 |
| | Okrožje Kranj | 399 | 364 | 745 | 91% | 22,5 | 329 | 473 | 600 | 144% | 14,0 |
| | Okrožje Krško | 388 | 397 | 428 | 102% | 11,9 | 356 | 384 | 396 | 108% | 11,3 |
| | Okrožje Ljubljana | 669 | 696 | 740 | 104% | 11,7 | 579 | 673 | 634 | 116% | 10,4 |
| | Okrožje Maribor | 819 | 807 | 637 | 99% | 8,7 | 592 | 736 | 507 | 124% | 7,6 |
| | Okrožje Murska Sobota | 248 | 265 | 178 | 107% | 7,4 | 299 | 324 | 158 | 108% | 5,4 |
| | Okrožje Nova Gorica | 147 | 158 | 186 | 107% | 12,9 | 137 | 177 | 134 | 129% | 8,3 |
| | Okrožje Novo mesto | 425 | 374 | 487 | 88% | 14,3 | 476 | 390 | 577 | 82% | 16,3 |
| | Okrožje Pluj | 169 | 204 | 193 | 121% | 10,4 | 198 | 208 | 185 | 105% | 9,8 |
| | Okrožje Slovenj Gradec | 93 | 115 | 41 | 124% | 3,9 | 143 | 130 | 61 | 91% | 5,2 |
| | Total | 5.500 | 5.704 | 6.259 | 104% | 12,1 | 5.459 | 5.737 | 5.979 | 105% | 11,5 |
| Year | | I-XI 2021 | | | | | I-XI 2022 | | | | |
| | | NEW | SOLVED | PENDING | NEW | SOLVED | PENDING | NEW | SOLVED | PENDING | |
| | | 519 | 521 | 923 | 483 | 474 | 928 | -7% | -9% | 1% | |
| | | 410 | 385 | 654 | 507 | 464 | 693 | 24% | 21% | 6% | |
| | | 266 | 261 | 408 | 229 | 276 | 365 | -14% | 6% | -11% | |
| | | 213 | 270 | 227 | 194 | 215 | 204 | -9% | -20% | -10% | |
| | | 1.488 | 1.351 | 3.046 | 1.444 | 1.407 | 3.097 | -3% | 4% | 2% | |
| | | 604 | 675 | 535 | 519 | 619 | 440 | -14% | -8% | -18% | |
| | | 312 | 302 | 221 | 293 | 318 | 198 | -6% | 5% | -10% | |
| | | 244 | 238 | 243 | 180 | 181 | 235 | -26% | -24% | -3% | |
| | | 306 | 274 | 642 | 320 | 373 | 596 | 5% | 36% | -7% | |
| | | 190 | 179 | 207 | 172 | 191 | 187 | -9% | 7% | -10% | |
| | | 80 | 115 | 117 | 128 | 112 | 134 | 60% | -3% | 15% | |
| | | 4.632 | 4.571 | 7.223 | 4.469 | 4.630 | 7.077 | -4% | 1% | -2% | |
| | | 1.026 | 1.081 | 1.278 | 1.110 | 1.171 | 1.199 | 8% | 8% | -6% | |
| | | 678 | 730 | 781 | 722 | 634 | 880 | 6% | -13% | 13% | |
| | | 439 | 513 | 565 | 518 | 437 | 648 | 18% | -15% | 15% | |
| | | 399 | 364 | 745 | 329 | 473 | 600 | -18% | 30% | -19% | |
| | | 388 | 397 | 428 | 356 | 384 | 396 | -8% | -3% | -7% | |
| | | 669 | 696 | 740 | 579 | 673 | 634 | -13% | -3% | -14% | |
| | | 819 | 807 | 637 | 592 | 736 | 507 | -28% | -9% | -20% | |
| | | 248 | 265 | 178 | 299 | 324 | 158 | 21% | 22% | -11% | |
| | | 147 | 158 | 186 | 137 | 177 | 134 | -7% | 12% | -28% | |
| | | 425 | 374 | 487 | 476 | 390 | 577 | 12% | 4% | 18% | |
| | | 169 | 204 | 193 | 198 | 208 | 185 | 17% | 2% | -4% | |
| | | 93 | 115 | 41 | 143 | 130 | 61 | 54% | 13% | 49% | |
| | | 5.500 | 5.704 | 6.259 | 5.459 | 5.737 | 5.979 | -1% | 1% | -4% | |

| Year | | 2019 | | | | | | | 2020 | | | | | | | 2021 | | | | | | | 2021 | | 2020 | | | | | | | |
|------------------------|----------------|---------------------|-------------|----------------|---------|----------------|------------------------------|-------|--------|---------|----------------|------------------------------|-------|--------|---------|----------------|------------------------------|-------|--------|---------|----------------|------------------------------|------|--------|---------|----------------|------------------------------|-----|--------|---------|----------------|------------------------------|
| Case Type | Court Type | Court/District | NEW | SOLVED | PENDING | Clearance Rate | Disposition Time (in months) | NEW | SOLVED | PENDING | Clearance Rate | Disposition Time (in months) | NEW | SOLVED | PENDING | Clearance Rate | Disposition Time (in months) | NEW | SOLVED | PENDING | Clearance Rate | Disposition Time (in months) | NEW | SOLVED | PENDING | Clearance Rate | Disposition Time (in months) | NEW | SOLVED | PENDING | Clearance Rate | Disposition Time (in months) |
| K | District Court | OZ v Celju | 299 | 291 | 525 | 97% | 21,6 | 352 | 248 | 631 | 70% | 30,5 | 272 | 274 | 629 | 101% | 27,5 | 272 | 274 | 629 | 101% | 27,5 | -23% | 10% | 0% | | | | | | | |
| | | OZ v Kopru | 363 | 421 | 367 | 116% | 10,5 | 315 | 240 | 442 | 76% | 22,1 | 252 | 215 | 479 | 85% | 26,7 | 252 | 215 | 479 | 85% | 26,7 | -20% | -10% | 8% | | | | | | | |
| | | OZ v Kranju | 134 | 188 | 163 | 140% | 10,4 | 124 | 98 | 190 | 79% | 23,3 | 161 | 127 | 224 | 79% | 21,2 | 161 | 127 | 224 | 79% | 21,2 | 30% | 30% | 18% | | | | | | | |
| | | OZ v Krškem | 172 | 117 | 170 | 68% | 17,4 | 118 | 102 | 185 | 86% | 21,8 | 120 | 136 | 168 | 113% | 14,8 | 120 | 136 | 168 | 113% | 14,8 | 2% | 33% | -9% | | | | | | | |
| | | OZ v Ljubljani | 836 | 653 | 1.787 | 78% | 32,8 | 793 | 561 | 2.011 | 71% | 43,0 | 776 | 552 | 2.236 | 71% | 48,6 | 776 | 552 | 2.236 | 71% | 48,6 | -2% | -2% | 11% | | | | | | | |
| | | OZ v Mariboru | 338 | 329 | 246 | 97% | 9,0 | 377 | 299 | 328 | 79% | 13,2 | 343 | 316 | 362 | 92% | 13,7 | 343 | 316 | 362 | 92% | 13,7 | -9% | 6% | 10% | | | | | | | |
| | | OZ v Murski Soboti | 195 | 241 | 100 | 124% | 5,0 | 125 | 116 | 107 | 93% | 11,1 | 158 | 173 | 94 | 109% | 6,5 | 158 | 173 | 94 | 109% | 6,5 | 26% | 49% | -12% | | | | | | | |
| | | OZ v Novi Gorici | 103 | 103 | 120 | 100% | 14,0 | 98 | 72 | 142 | 73% | 23,7 | 125 | 116 | 152 | 93% | 15,7 | 125 | 116 | 152 | 93% | 15,7 | 28% | 61% | 7% | | | | | | | |
| | | OZ v Novem mestu | 187 | 269 | 304 | 144% | 13,6 | 154 | 156 | 302 | 101% | 23,2 | 123 | 119 | 300 | 97% | 30,3 | 123 | 119 | 300 | 97% | 30,3 | -20% | -24% | -1% | | | | | | | |
| | | OZ na Pljuju | 134 | 153 | 92 | 114% | 7,2 | 104 | 104 | 95 | 100% | 11,0 | 103 | 104 | 94 | 101% | 10,8 | 103 | 104 | 94 | 101% | 10,8 | -1% | 0% | -1% | | | | | | | |
| | | OZ v Slovenj Gradcu | 89 | 112 | 73 | 126% | 7,8 | 99 | 60 | 113 | 61% | 22,6 | 50 | 73 | 91 | 146% | 15,0 | 50 | 73 | 91 | 146% | 15,0 | -49% | 22% | -19% | | | | | | | |
| | | Total | 2.850 | 2.877 | 3.947 | 101% | 16,5 | 2.659 | 2.056 | 4.546 | 77% | 26,5 | 2.483 | 2.205 | 4.829 | 89% | 26,3 | 2.483 | 2.205 | 4.829 | 89% | 26,3 | -7% | 7% | 6% | | | | | | | |
| | | K | Local Court | OJ v Ljubljani | 1.232 | 1.443 | 1.124 | 117% | 9,3 | 1.289 | 1.063 | 1.327 | 82% | 15,0 | 1.119 | 1.194 | 1.252 | 107% | 12,6 | 1.119 | 1.194 | 1.252 | 107% | 12,6 | -13% | 12% | -6% | | | | | |
| | | | | Okrožje Celje | 826 | 825 | 582 | 100% | 8,5 | 913 | 662 | 833 | 73% | 15,1 | 787 | 828 | 792 | 105% | 11,5 | 787 | 828 | 792 | 105% | 11,5 | -14% | 25% | -5% | | | | | |
| | | | | Okrožje Koper | 744 | 682 | 584 | 92% | 10,3 | 617 | 551 | 640 | 89% | 13,9 | 489 | 563 | 564 | 115% | 12,0 | 489 | 563 | 564 | 115% | 12,0 | -21% | 2% | -12% | | | | | |
| | | | | Okrožje Kranj | 422 | 449 | 637 | 106% | 17,0 | 418 | 346 | 710 | 83% | 24,6 | 436 | 402 | 744 | 92% | 22,2 | 436 | 402 | 744 | 92% | 22,2 | 4% | 16% | 5% | | | | | |
| Okrožje Krško | 402 | | | 368 | 360 | 92% | 11,7 | 350 | 275 | 434 | 79% | 18,9 | 446 | 438 | 444 | 98% | 12,2 | 446 | 438 | 444 | 98% | 12,2 | 27% | 59% | 2% | | | | | | | |
| Okrožje Ljubljana | 654 | | | 672 | 568 | 103% | 10,1 | 676 | 477 | 767 | 71% | 19,3 | 727 | 768 | 726 | 106% | 11,3 | 727 | 768 | 726 | 106% | 11,3 | 8% | 61% | -5% | | | | | | | |
| Okrožje Maribor | 792 | | | 732 | 451 | 92% | 7,4 | 873 | 724 | 622 | 83% | 10,3 | 908 | 884 | 648 | 97% | 8,8 | 908 | 884 | 648 | 97% | 8,8 | 4% | 22% | 4% | | | | | | | |
| Okrožje Murska Sobota | 313 | | | 356 | 161 | 114% | 5,4 | 327 | 292 | 195 | 89% | 8,0 | 287 | 299 | 183 | 104% | 7,3 | 287 | 299 | 183 | 104% | 7,3 | -12% | 2% | -6% | | | | | | | |
| Okrožje Nova Gorica | 250 | | | 247 | 162 | 99% | 7,9 | 259 | 215 | 198 | 83% | 11,1 | 172 | 191 | 179 | 111% | 11,2 | 172 | 191 | 179 | 111% | 11,2 | -34% | -11% | -10% | | | | | | | |
| Okrožje Novo mesto | 429 | | | 409 | 283 | 95% | 8,3 | 482 | 333 | 435 | 69% | 15,7 | 464 | 407 | 493 | 88% | 14,5 | 464 | 407 | 493 | 88% | 14,5 | -4% | 22% | 13% | | | | | | | |
| Okrožje Pljuj | 207 | | | 265 | 197 | 128% | 8,9 | 219 | 181 | 231 | 83% | 15,3 | 188 | 220 | 196 | 117% | 10,7 | 188 | 220 | 196 | 117% | 10,7 | -14% | 22% | -15% | | | | | | | |
| Okrožje Slovenj Gradec | 152 | | | 133 | 50 | 88% | 4,5 | 139 | 126 | 63 | 91% | 6,0 | 106 | 121 | 48 | 114% | 4,8 | 106 | 121 | 48 | 114% | 4,8 | -24% | -4% | -24% | | | | | | | |
| Total | 6.423 | | | 6.581 | 5.159 | 102% | 9,4 | 6.562 | 5.245 | 6.455 | 80% | 14,8 | 6.129 | 6.315 | 6.269 | 103% | 11,9 | 6.129 | 6.315 | 6.269 | 103% | 11,9 | -7% | 20% | -3% | | | | | | | |

4. Pg – Commercial cases

| Pg | District Court | I-XI 2021 | | | | | I-XI 2022 | | | | | I-XI 2022 I-XI 2021 | | |
|----|---------------------|-----------|--------|---------|-------------------|---------------------------------|-----------|--------|---------|-------------------|---------------------------------|------------------------|--------|---------|
| | | NEW | SOLVED | PENDING | Clearance Rate | Disposition Time (in months) | NEW | SOLVED | PENDING | Clearance Rate | Disposition Time (in months) | NEW | SOLVED | PENDING |
| | | | | | | | | | | | | | | |
| | OZ v Celju | 455 | 448 | 644 | 98% | 15,8 | 443 | 391 | 695 | 88% | 19,6 | -3% | -13% | 8% |
| | OZ v Kopru | 358 | 380 | 264 | 106% | 7,6 | 350 | 330 | 281 | 94% | 9,4 | -2% | -13% | 6% |
| | OZ v Kranju | 255 | 272 | 457 | 107% | 18,5 | 258 | 308 | 406 | 119% | 14,5 | 1% | 13% | -11% |
| | OZ v Krškem | 201 | 108 | 173 | 54% | 17,6 | 79 | 148 | 86 | 187% | 6,4 | -61% | 37% | -50% |
| | OZ v Ljubljani | 1,965 | 2,091 | 2,132 | 106% | 11,2 | 1,702 | 1,664 | 2,133 | 98% | 14,1 | -13% | -20% | 0% |
| | OZ v Mariboru | 615 | 635 | 581 | 103% | 10,1 | 489 | 455 | 592 | 93% | 14,3 | -20% | -28% | 2% |
| | OZ v Murski Soboti | 153 | 165 | 119 | 108% | 7,9 | 155 | 137 | 137 | 88% | 11,0 | 1% | -17% | 15% |
| | OZ v Novi Gorici | 126 | 152 | 117 | 121% | 8,5 | 138 | 118 | 132 | 86% | 12,3 | 10% | -22% | 13% |
| | OZ v Novem mestu | 119 | 129 | 154 | 108% | 13,1 | 101 | 119 | 118 | 118% | 10,9 | -15% | -8% | -23% |
| | OZ na Ptuj | 108 | 156 | 90 | 144% | 6,3 | 104 | 135 | 52 | 130% | 4,2 | -4% | -13% | -42% |
| | OZ v Slovenj Gradcu | 83 | 102 | 48 | 123% | 5,2 | 47 | 48 | 41 | 102% | 9,4 | -43% | -53% | -15% |
| | Total | 4,438 | 4,638 | 4,779 | 105% | 11,3 | 3,866 | 3,853 | 4,673 | 100% | 13,3 | -13% | -17% | -25% |

| Pg | District Court | 2019 | | | | | 2020 | | | | | 2021 | | | | | 2021 2020 | | |
|----|---------------------|-------|--------|---------|-------------------|------------------------------------|-------|--------|---------|-------------------|------------------------------------|-------|--------|---------|-------------------|------------------------------------|--------------|--------|---------|
| | | NEW | SOLVED | PENDING | Clearance Rate | Disposition Time (in months) | NEW | SOLVED | PENDING | Clearance Rate | Disposition Time (in months) | NEW | SOLVED | PENDING | Clearance Rate | Disposition Time (in months) | NEW | SOLVED | PENDING |
| | | | | | | | | | | | | | | | | | | | |
| | OZ v Celju | 603 | 604 | 564 | 100% | 11,2 | 548 | 475 | 637 | 87% | 16,1 | 492 | 486 | 643 | 99% | 15,9 | -10% | 2% | 1% |
| | OZ v Kopru | 378 | 394 | 246 | 104% | 7,5 | 366 | 326 | 286 | 89% | 10,5 | 385 | 411 | 260 | 107% | 7,6 | 5% | 26% | -9% |
| | OZ v Kranju | 333 | 276 | 428 | 83% | 18,6 | 305 | 259 | 474 | 85% | 22,0 | 277 | 295 | 456 | 106% | 18,5 | -9% | 14% | -4% |
| | OZ v Krškem | 102 | 108 | 79 | 106% | 8,8 | 100 | 99 | 80 | 99% | 9,7 | 211 | 136 | 155 | 64% | 13,7 | 111% | 37% | 94% |
| | OZ v Ljubljani | 2.439 | 2.436 | 2.496 | 100% | 12,3 | 2.055 | 2.288 | 2.263 | 111% | 11,9 | 2.105 | 2.264 | 2.101 | 108% | 11,1 | 2% | -1% | -7% |
| | OZ v Mariboru | 625 | 637 | 554 | 102% | 10,4 | 607 | 560 | 601 | 92% | 12,9 | 642 | 685 | 558 | 107% | 9,8 | 6% | 22% | -7% |
| | OZ v Murski Soboti | 258 | 254 | 135 | 98% | 6,4 | 157 | 162 | 130 | 103% | 9,6 | 166 | 178 | 119 | 107% | 8,0 | 6% | 10% | -8% |
| | OZ v Novi Gorici | 232 | 231 | 173 | 100% | 9,0 | 161 | 191 | 143 | 119% | 9,0 | 135 | 166 | 112 | 123% | 8,1 | -16% | -13% | -22% |
| | OZ v Novem mestu | 158 | 146 | 159 | 92% | 13,1 | 174 | 169 | 164 | 97% | 11,6 | 123 | 151 | 136 | 123% | 10,8 | -29% | -11% | -17% |
| | OZ na Ptuj | 131 | 152 | 98 | 116% | 7,7 | 166 | 126 | 138 | 76% | 13,1 | 114 | 169 | 83 | 148% | 5,9 | -31% | 34% | -40% |
| | OZ v Slovenj Gradcu | 85 | 94 | 59 | 111% | 7,5 | 86 | 78 | 67 | 91% | 10,3 | 85 | 110 | 42 | 129% | 4,6 | -1% | 41% | -37% |
| | Total | 5.344 | 5.332 | 4.991 | 100% | 11,2 | 4.725 | 4.733 | 4.983 | 100% | 12,6 | 4.735 | 5.051 | 4.665 | 107% | 11,1 | 0% | 7% | -6% |

5. Insolvency cases

| Court Type | | I-XI 2021 | | | | | | | I-XI 2022 | | | | | | | | | | | | | | | | | | | | | | | | | | | | | | | | | | | | | | | | | | | | | | | | | | | | | | | | | | | | | | | | | | | | | | | | | | | | | | | | | | | | | | | | | | | | | | | | | | | | | | | | | | | | | | | | | | | | | | | | | | | | | | | | | | | | | | | | | | | | | | | | | | | | | | | | | | | | | | | | | | | | | | | | | | | | | | | | | | | | | | | | | | | | | | | | | | | | | | | | | | | | | | | | | | | | | | | | | | | | | | | | | | | | | | | | | | | | | | | | | | | | | | | | | | | | | | | | | | | | | | | | | | | | | | | | | | | | | | | | | | | | | | | | | | | | | | | | | | | | | | | | | | | | | | | | | | | | | | | | | | | | | | | | | | | | | | | | | | | | | | | | | | | | | | | | | | | | | | | | | | | | | | | | | | | | | | | | | | | | | | | | | | | | | | | | | | | | | | | | | | | | | | | | | | | | | | | | | | | | | | | | | | | | | | | | | | | | | | | | | | | | | | | | | | | | | | | | | | | | | | | | | | | | | | | | | | | | | | | | | | | | | | | | | | | | | | | | | | | | | | | | | | | | | | | | | | | | | | | | | | | | | | | | | | | | | | | | | | | | | | | | | | | | | | | | | | | | | | | | | | | | | | | | | | | | | | | | | | | | | | | | | | | | | | | | | | | | | | | | | | | | | | | | | | | | | | | | | | | | | | | | | | | | | | | | | | | | | | | | | | | | | | | | | | | | | | | | | | | | | | | | | | | | | | | | | | | | | | | | | | | | | | | | | | | | | | | | | | | | | | | | | | | | | | | | | | | | | | | | | | | | | | | | | | | | | | | | | | | | | | | | | | | | | | | | | | | | | | | | | | | | | | | | | | | | | | | | | | | | | | | | | | | | | | | | | | | | | | | | | | | | | | | | | | | | | | | | | | | | | | | | | | | | | | | | | | | | | | | | | | | | | | | | | | | | | | | | | | | | | | | | | | | | | | | | | | | | | | | | | | | | | | | | | | | | | | | | | | | | | | | | | | | | | | | | | | | | | | | | | | | | | | | | | | | | | | | | | | | | | | | | | | | | | | | | | | | | | | | | | | | | | | | | | | | | | | | | | | | | | | | | | | | | | | | | | | | | | | | | | | | | | | | | | | | | | | | | | | | | | | | | | | | | | | | | | | | | | | | | | | | | | | | | | | | | | | | | | | | | | | | | | | | | | | | | | | | | | | | | | | | | | | | | | | | | | | | | | | | | | | | | | | | | | | | | | | | | | | | | | | | | | | | | | | | | | | | | | | | | | | | | | | | | | | | | | | | | | | | | | | | | | | | | | | | | | | | | | | | | | | | | | | | | | | | | | | | | | | | | | | | | | | | | | | | | | | | | | | | | | | | | | | | | | | | | | | | | | | | | | | | | | | | | | | | | | | | | | | | | | | | | | | | | | | | | | | | | | | | | | | | | | | | | | | | | | | | | | | | | | | | | | | | | | | | | | | | | | | | | | | | | | | | | | | | | | | | | | | | | | | | | | | | | | | | | | | | | | | | | | | | | | | | | | | | | | | | | | | | | | | | | | | | | | | | | | | | | | | | | | | | | | | | | | | | | | |
|------------|--|-----------|--------|---------|----------------|------------------------------|-----|--------|-----------|----------------|------------------------------|--|--|--|--|--|--|--|--|--|--|--|--|--|--|--|--|--|--|--|--|--|--|--|--|--|--|--|--|--|--|--|--|--|--|--|--|--|--|--|--|--|--|--|--|--|--|--|--|--|--|--|--|--|--|--|--|--|--|--|--|--|--|--|--|--|--|--|--|--|--|--|--|--|--|--|--|--|--|--|--|--|--|--|--|--|--|--|--|--|--|--|--|--|--|--|--|--|--|--|--|--|--|--|--|--|--|--|--|--|--|--|--|--|--|--|--|--|--|--|--|--|--|--|--|--|--|--|--|--|--|--|--|--|--|--|--|--|--|--|--|--|--|--|--|--|--|--|--|--|--|--|--|--|--|--|--|--|--|--|--|--|--|--|--|--|--|--|--|--|--|--|--|--|--|--|--|--|--|--|--|--|--|--|--|--|--|--|--|--|--|--|--|--|--|--|--|--|--|--|--|--|--|--|--|--|--|--|--|--|--|--|--|--|--|--|--|--|--|--|--|--|--|--|--|--|--|--|--|--|--|--|--|--|--|--|--|--|--|--|--|--|--|--|--|--|--|--|--|--|--|--|--|--|--|--|--|--|--|--|--|--|--|--|--|--|--|--|--|--|--|--|--|--|--|--|--|--|--|--|--|--|--|--|--|--|--|--|--|--|--|--|--|--|--|--|--|--|--|--|--|--|--|--|--|--|--|--|--|--|--|--|--|--|--|--|--|--|--|--|--|--|--|--|--|--|--|--|--|--|--|--|--|--|--|--|--|--|--|--|--|--|--|--|--|--|--|--|--|--|--|--|--|--|--|--|--|--|--|--|--|--|--|--|--|--|--|--|--|--|--|--|--|--|--|--|--|--|--|--|--|--|--|--|--|--|--|--|--|--|--|--|--|--|--|--|--|--|--|--|--|--|--|--|--|--|--|--|--|--|--|--|--|--|--|--|--|--|--|--|--|--|--|--|--|--|--|--|--|--|--|--|--|--|--|--|--|--|--|--|--|--|--|--|--|--|--|--|--|--|--|--|--|--|--|--|--|--|--|--|--|--|--|--|--|--|--|--|--|--|--|--|--|--|--|--|--|--|--|--|--|--|--|--|--|--|--|--|--|--|--|--|--|--|--|--|--|--|--|--|--|--|--|--|--|--|--|--|--|--|--|--|--|--|--|--|--|--|--|--|--|--|--|--|--|--|--|--|--|--|--|--|--|--|--|--|--|--|--|--|--|--|--|--|--|--|--|--|--|--|--|--|--|--|--|--|--|--|--|--|--|--|--|--|--|--|--|--|--|--|--|--|--|--|--|--|--|--|--|--|--|--|--|--|--|--|--|--|--|--|--|--|--|--|--|--|--|--|--|--|--|--|--|--|--|--|--|--|--|--|--|--|--|--|--|--|--|--|--|--|--|--|--|--|--|--|--|--|--|--|--|--|--|--|--|--|--|--|--|--|--|--|--|--|--|--|--|--|--|--|--|--|--|--|--|--|--|--|--|--|--|--|--|--|--|--|--|--|--|--|--|--|--|--|--|--|--|--|--|--|--|--|--|--|--|--|--|--|--|--|--|--|--|--|--|--|--|--|--|--|--|--|--|--|--|--|--|--|--|--|--|--|--|--|--|--|--|--|--|--|--|--|--|--|--|--|--|--|--|--|--|--|--|--|--|--|--|--|--|--|--|--|--|--|--|--|--|--|--|--|--|--|--|--|--|--|--|--|--|--|--|--|--|--|--|--|--|--|--|--|--|--|--|--|--|--|--|--|--|--|--|--|--|--|--|--|--|--|--|--|--|--|--|--|--|--|--|--|--|--|--|--|--|--|--|--|--|--|--|--|--|--|--|--|--|--|--|--|--|--|--|--|--|--|--|--|--|--|--|--|--|--|--|--|--|--|--|--|--|--|--|--|--|--|--|--|--|--|--|--|--|--|--|--|--|--|--|--|--|--|--|--|--|--|--|--|--|--|--|--|--|--|--|--|--|--|--|--|--|--|--|--|--|--|--|--|--|--|--|--|--|--|--|--|--|--|--|--|--|--|--|--|--|--|--|--|--|--|--|--|--|--|--|--|--|--|--|--|--|--|--|--|--|--|--|--|--|--|--|--|--|--|--|--|--|--|--|--|--|--|--|--|--|--|--|--|--|--|--|--|--|--|--|--|--|--|--|--|--|--|--|--|--|--|--|--|--|--|--|--|--|--|--|--|--|--|--|--|--|--|--|--|--|--|--|--|--|--|--|--|--|--|--|--|--|--|--|--|--|--|--|--|--|--|--|--|--|--|--|--|--|--|--|--|--|--|--|--|--|--|--|--|--|--|--|--|--|--|--|--|--|--|--|--|--|--|--|--|--|--|--|--|--|--|--|--|--|--|--|--|--|--|--|--|--|--|--|--|--|--|--|--|--|--|--|--|--|--|--|--|--|--|--|--|--|--|--|--|--|--|--|--|--|--|--|--|--|--|--|--|--|--|--|--|--|--|--|--|--|--|--|--|--|--|--|--|--|--|--|--|--|--|--|--|--|--|--|--|--|--|--|--|--|--|--|--|--|--|--|--|--|--|--|--|--|--|--|--|--|--|--|--|--|--|--|--|--|--|--|--|--|--|--|--|--|--|--|--|--|--|--|--|--|--|--|--|--|--|--|--|--|--|--|--|--|--|--|--|--|--|--|--|--|--|--|--|--|--|--|--|--|--|--|--|--|--|--|--|--|--|--|--|--|--|--|--|--|--|--|--|--|--|--|--|--|--|--|--|--|--|--|--|--|--|--|--|--|--|--|--|--|--|--|--|--|--|--|--|--|--|--|--|--|--|--|--|--|--|--|--|--|--|--|--|--|--|--|--|--|--|--|--|--|--|--|--|--|--|--|--|--|--|--|--|--|--|--|--|--|--|--|--|--|--|--|--|--|--|--|--|--|--|--|--|--|--|--|--|--|--|--|--|--|--|--|--|--|--|--|--|--|--|--|--|--|--|--|--|--|--|--|--|--|--|--|--|--|--|--|--|--|--|--|--|--|--|--|--|--|--|--|--|--|--|--|--|--|--|--|--|--|--|--|--|--|--|--|--|--|--|--|--|--|--|--|--|--|--|--|--|--|--|--|--|--|--|--|--|--|--|--|--|--|--|--|--|--|--|--|--|--|--|--|--|--|--|--|--|--|--|--|--|--|--|--|--|--|--|--|--|--|--|
| | | NEW | SOLVED | PENDING | Clearance Rate | Disposition Time (in months) | NEW | SOLVED | PENDING | Clearance Rate | Disposition Time (in months) | | | | | | | | | | | | | | | | | | | | | | | | | | | | | | | | | | | | | | | | | | | | | | | | | | | | | | | | | | | | | | | | | | | | | | | | | | | | | | | | | | | | | | | | | | | | | | | | | | | | | | | | | | | | | | | | | | | | | | | | | | | | | | | | | | | | | | | | | | | | | | | | | | | | | | | | | | | | | | | | | | | | | | | | | | | | | | | | | | | | | | | | | | | | | | | | | | | | | | | | | | | | | | | | | | | | | | | | | | | | | | | | | | | | | | | | | | | | | | | | | | | | | | | | | | | | | | | | | | | | | | | | | | | | | | | | | | | | | | | | | | | | | | | | | | | | | | | | | | | | | | | | | | | | | | | | | | | | | | | | | | | | | | | | | | | | | | | | | | | | | | | | | | | | | | | | | | | | | | | | | | | | | | | | | | | | | | | | | | | | | | | | | | | | | | | | | | | | | | | | | | | | | | | | | | | | | | | | | | | | | | | | | | | | | | | | | | | | | | | | | | | | | | | | | | | | | | | | | | | | | | | | | | | | | | | | | | | | | | | | | | | | | | | | | | | | | | | | | | | | | | | | | | | | | | | | | | | | | | | | | | | | | | | | | | | | | | | | | | | | | | | | | | | | | | | | | | | | | | | | | | | | | | | | | | | | | | | | | | | | | | | | | | | | | | | | | | | | | | | | | | | | | | | | | | | | | | | | | | | | | | | | | | | | | | | | | | | | | | | | | | | | | | | | | | | | | | | | | | | | | | | | | | | | | | | | | | | | | | | | | | | | | | | | | | | | | | | | | | | | | | | | | | | | | | | | | | | | | | | | | | | | | | | | | | | | | | | | | | | | | | | | | | | | | | | | | | | | | | | | | | | | | | | | | | | | | | | | | | | | | | | | | | | | | | | | | | | | | | | | | | | | | | | | | | | | | | | | | | | | | | | | | | | | | | | | | | | | | | | | | | | | | | | | | | | | | | | | | | | | | | | | | | | | | | | | | | | | | | | | | | | | | | | | | | | | | | | | | | | | | | | | | | | | | | | | | | | | | | | | | | | | | | | | | | | | | | | | | | | | | | | | | | | | | | | | | | | | | | | | | | | | | | | | | | | | | | | | | | | | | | | | | | | | | | | | | | | | | | | | | | | | | | | | | | | | | | | | | | | | | | | | | | | | | | | | | | | | | | | | | | | | | | | | | | | | | | | | | | | | | | | | | | | | | | | | | | | | | | | | | | | | | | | | | | | | | | | | | | | | | | | | | | | | | | | | | | | | | | | | | | | | | | | | | | | | | | | | | | | | | | | | | | | | | | | | | | | | | | | | | | | | | | | | | | | | | | | | | | | | | | | | | | | | | | | | | | | | | | | | | | | | | | | | | | | | | | | | | | | | | | | | | | | | | | | | | | | | | | | | | | | | | | | | | | | | | | | | | | | | | | | | | | | | | | | | | | | | | | | | | | | | | | | | | | | | | | | | | | | | | | | | | | | | | | | | | | | | | | | | | | | | | | | | | | | | | | | | | | | | | | | | | | | | | | | | | | | | | | | | | | | | | | | | | | | | | | | | | | | | | | | | | | | | | | | | | | | | | | | | | | | | | | | | | | | |
| Case Type | | | | | | | | | | | | | | | | | | | | | | | | | | | | | | | | | | | | | | | | | | | | | | | | | | | | | | | | | | | | | | | | | | | | | | | | | | | | | | | | | | | | | | | | | | | | | | | | | | | | | | | | | | | | | | | | | | | | | | | | | | | | | | | | | | | | | | | | | | | | | | | | | | | | | | | | | | | | | | | | | | | | | | | | | | | | | | | | | | | | | | | | | | | | | | | | | | | | | | | | | | | | | | | | | | | | | | | | | | | | | | | | | | | | | | | | | | | | | | | | | | | | | | | | | | | | | | | | | | | | | | | | | | | | | | | | | | | | | | | | | | | | | | | | | | | | | | | | | | | | | | | | | | | | | | | | | | | | | | | | | | | | | | | | | | | | | | | | | | | | | | | | | | | | | | | | | | | | | | | | | | | | | | | | | | | | | | | | | | | | | | | | | | | | | | | | | | | | | | | | | | | | | | | | | | | | | | | | | | | | | | | | | | | | | | | | | | | | | | | | | | | | | | | | | | | | | | | | | | | | | | | | | | | | | | | | | | | | | | | | | | | | | | | | | | | | | | | | | | | | | | | | | | | | | | | | | | | | | | | | | | | | | | | | | | | | | | | | | | | | | | | | | | | | | | | | | | | | | | | | | | | | | | | | | | | | | | | | | | | | | | | | | | | | | | | | | | | | | | | | | | | | | | | | | | | | | | | | | | | | | | | | | | | | | | | | | | | | | | | | | | | | | | | | | | | | | | | | | | | | | | | | | | | | | | | | | | | | | | | | | | | | | | | | | | | | | | | | | | | | | | | | | | | | | | | | | | | | | | | | | | | | | | | | | | | | | | | | | | | | | | | | | | | | | | | | | | | | | | | | | | | | | | | | | | | | | | | | | | | | | | | | | | | | | | | | | | | | | | | | | | | | | | | | | | | | | | | | | | | | | | | | | | | | | | | | | | | | | | | | | | | | | | | | | | | | | | | | | | | | | | | | | | | | | | | | | | | | | | | | | | | | | | | | | | | | | | | | | | | | | | | | | | | | | | | | | | | | | | | | | | | | | | | | | | | | | | | | | | | | | | | | | | | | | | | | | | | | | | | | | | | | | | | | | | | | | | | | | | | | | | | | | | | | | | | | | | | | | | | | | | | | | | | | | | | | | | | | | | | | | | | | | | | | | | | | | | | | | | | | | | | | | | | | | | | | | | | | | | | | | | | | | | | | | | | | | | | | | | | | | | | | | | | | | | | | | | | | | | | | | | | | | | | | | | | | | | | | | | | | | | | | | | | | | | | | | | | | | | | | | | | | | | | | | | | | | | | | | | | | | | | | | | | | | | | | | | | | | | | | | | | | | | | | | | | | | | | | | | | | | | | | | | | | | | | | | | | | | | | | | | | | | | | | | | | | | | | | | | | | | | | | | | | | | | | | | | | | | | | | | | | | | | | | | | | | | | | | | | | | | | | | | | | | | | | | | | | | | | | | | | | | | | | | | | | | | | | | | | | | | | | | | | | | | | | | | | | | | | | | | | | | | | | | | | | | | | | | | | | | | | | | | | | | | | | | | | | | | | | | | | | | | | | | | | | | | | | | | | | | | | | | | | | | | | | | | | | | | | | | | | |

| Court Type | Case Type | 2019 | | | | | | | 2020 | | | | | | | 2021 | | | | | | | 2021 2020 | |
|-----------------|-----------|-------|--------|---------|-------------------|------------------------------------|-------|--------|---------|-------------------|------------------------------------|-------|--------|---------|-------------------|------------------------------------|-------|--------|---------|-------------------|------------------------------------|-------|--------------|---------|
| | | NEW | SOLVED | PENDING | Clearance Rate | Disposition Time (in months) | NEW | SOLVED | PENDING | Clearance Rate | Disposition Time (in months) | NEW | SOLVED | PENDING | Clearance Rate | Disposition Time (in months) | NEW | SOLVED | PENDING | Clearance Rate | Disposition Time (in months) | NEW | SOLVED | PENDING |
| Higher Courts | | 595 | 591 | 24 | 99% | 0,5 | 579 | 575 | 28 | 99% | 0,6 | 513 | 516 | 25 | 101% | 0,6 | 513 | 516 | 25 | 101% | 0,6 | -11% | -10% | -11% |
| | Cst-I01 | 7 | 7 | 0 | 100% | 0,0 | 20 | 18 | 2 | 90% | 1,3 | 48 | 50 | 0 | 104% | 0,0 | 48 | 50 | 0 | 104% | 0,0 | 140% | 178% | -100% |
| | Cst-I02 | 250 | 245 | 12 | 98% | 0,6 | 183 | 185 | 10 | 101% | 0,6 | 181 | 180 | 11 | 99% | 0,7 | 181 | 180 | 11 | 99% | 0,7 | -1% | -3% | 10% |
| | Cst-I03 | 305 | 304 | 10 | 100% | 0,4 | 338 | 334 | 14 | 99% | 0,5 | 252 | 254 | 12 | 101% | 0,6 | 252 | 254 | 12 | 101% | 0,6 | -25% | -24% | -14% |
| | Cst-I04 | 6 | 6 | 1 | 100% | 2,0 | 7 | 8 | 0 | 114% | 0,0 | 5 | 5 | 0 | 100% | 0,0 | 5 | 5 | 0 | 100% | 0,0 | -29% | -38% | |
| | Cst-I05 | 8 | 8 | 0 | 100% | 0,0 | 6 | 5 | 1 | 83% | 2,4 | 9 | 9 | 1 | 100% | 1,3 | 9 | 9 | 1 | 100% | 1,3 | 50% | 80% | 0% |
| | Cst-I06 | 19 | 21 | 1 | 111% | 0,6 | 22 | 22 | 1 | 100% | 0,5 | 17 | 17 | 1 | 100% | 0,7 | 17 | 17 | 1 | 100% | 0,7 | -23% | -23% | 0% |
| District Courts | | 3.766 | 5.298 | 7.917 | 141% | 17,9 | 3.033 | 4.189 | 6.760 | 139% | 19,4 | 2.471 | 3.622 | 5.608 | 147% | 18,6 | 2.471 | 3.622 | 5.608 | 147% | 18,6 | -19% | -14% | -17% |
| | SI-I01 | 24 | 19 | 15 | 79% | 9,5 | 16 | 20 | 11 | 125% | 6,6 | 5 | 11 | 5 | 220% | 5,5 | 5 | 11 | 5 | 220% | 5,5 | -69% | -45% | -55% |
| | SI-I02 | 1.394 | 1.537 | 2.049 | 110% | 16,0 | 1.185 | 1.352 | 1.882 | 114% | 16,7 | 1.034 | 1.323 | 1.594 | 128% | 14,5 | 1.034 | 1.323 | 1.594 | 128% | 14,5 | -13% | -2% | -15% |
| | SI-I03 | 2.121 | 3.529 | 5.666 | 166% | 19,3 | 1.615 | 2.574 | 4.707 | 159% | 21,9 | 1.318 | 2.124 | 3.900 | 161% | 22,0 | 1.318 | 2.124 | 3.900 | 161% | 22,0 | -18% | -17% | -17% |
| | SI-I04 | 58 | 66 | 118 | 114% | 21,5 | 45 | 58 | 105 | 129% | 21,7 | 30 | 57 | 78 | 190% | 16,4 | 30 | 57 | 78 | 190% | 16,4 | -33% | -2% | -26% |
| | SI-I05 | 121 | 100 | 44 | 83% | 5,3 | 121 | 131 | 34 | 108% | 3,1 | 44 | 63 | 15 | 143% | 2,9 | 44 | 63 | 15 | 143% | 2,9 | -64% | -52% | -56% |
| | SI-I06 | 45 | 46 | 22 | 102% | 5,7 | 46 | 47 | 20 | 102% | 5,1 | 40 | 44 | 16 | 110% | 4,4 | 40 | 44 | 16 | 110% | 4,4 | -13% | -6% | -20% |
| | SI-I07 | 3 | 1 | 3 | 33% | 36,0 | 5 | 7 | 1 | 140% | 1,7 | | | | | | | | | | | -100% | -100% | -100% |

| | | |
|----|--|---|
| 01 | Postopek prisilne poravnave | Compulsory Settlement Proceeding |
| 02 | Stečajni postopek nad pravno osebo | Bankruptcy Proceedings (Legal Entities) |
| 03 | Postopek osebnega stečaja | Bankruptcy Proceedings (Sole Traders and Consumers) |
| 04 | Postopek stečaja zapuščine | Legacy Bankruptcy Proceedings |
| 05 | Postopek prisilne likvidacije | Compulsory Liquidation Proceedings |
| 06 | Postopek poenostavljene prisilne poravnave | Simplified Compulsory Settlement Proceedings |
| 07 | Postopek preventivnega prestrukturiranja | Preventive restructuring procedure |

6. P – Civil litigious cases

| P | I-XI 2021 | | | | | | I-XI 2022 | | | | | | | |
|----------------|-----------|---------|----------------|------------------------------|---------|----------------|-----------|---------|----------------|------------------------------|---------|----------------|--|--|
| | NEW | | | DISPOSITION TIME (in months) | | | NEW | | | DISPOSITION TIME (in months) | | | | |
| | SOLVED | PENDING | CLEARANCE RATE | SOLVED | PENDING | CLEARANCE RATE | SOLVED | PENDING | CLEARANCE RATE | SOLVED | PENDING | CLEARANCE RATE | | |
| District Court | | | | | | | | | | | | | | |
| | | | | | | | | | | | | | | |
| | | | | | | | | | | | | | | |
| | | | | | | | | | | | | | | |
| | | | | | | | | | | | | | | |
| | | | | | | | | | | | | | | |
| | | | | | | | | | | | | | | |
| | | | | | | | | | | | | | | |
| | | | | | | | | | | | | | | |
| | | | | | | | | | | | | | | |
| | | | | | | | | | | | | | | |
| | | | | | | | | | | | | | | |
| | | | | | | | | | | | | | | |
| | | | | | | | | | | | | | | |
| | | | | | | | | | | | | | | |
| | | | | | | | | | | | | | | |
| | | | | | | | | | | | | | | |
| | | | | | | | | | | | | | | |
| | | | | | | | | | | | | | | |
| | | | | | | | | | | | | | | |
| | | | | | | | | | | | | | | |
| | | | | | | | | | | | | | | |
| | | | | | | | | | | | | | | |
| | | | | | | | | | | | | | | |
| | | | | | | | | | | | | | | |
| | | | | | | | | | | | | | | |
| | | | | | | | | | | | | | | |
| | | | | | | | | | | | | | | |
| | | | | | | | | | | | | | | |
| | | | | | | | | | | | | | | |
| | | | | | | | | | | | | | | |
| | | | | | | | | | | | | | | |
| | | | | | | | | | | | | | | |
| | | | | | | | | | | | | | | |
| | | | | | | | | | | | | | | |
| | | | | | | | | | | | | | | |
| | | | | | | | | | | | | | | |
| | | | | | | | | | | | | | | |
| | | | | | | | | | | | | | | |
| | | | | | | | | | | | | | | |
| | | | | | | | | | | | | | | |
| | | | | | | | | | | | | | | |
| | | | | | | | | | | | | | | |
| | | | | | | | | | | | | | | |
| | | | | | | | | | | | | | | |
| | | | | | | | | | | | | | | |
| | | | | | | | | | | | | | | |
| | | | | | | | | | | | | | | |
| | | | | | | | | | | | | | | |
| | | | | | | | | | | | | | | |
| | | | | | | | | | | | | | | |
| | | | | | | | | | | | | | | |
| | | | | | | | | | | | | | | |
| | | | | | | | | | | | | | | |
| | | | | | | | | | | | | | | |
| | | | | | | | | | | | | | | |
| | | | | | | | | | | | | | | |
| | | | | | | | | | | | | | | |
| | | | | | | | | | | | | | | |
| | | | | | | | | | | | | | | |
| | | | | | | | | | | | | | | |
| | | | | | | | | | | | | | | |
| | | | | | | | | | | | | | | |
| | | | | | | | | | | | | | | |
| | | | | | | | | | | | | | | |
| | | | | | | | | | | | | | | |
| | | | | | | | | | | | | | | |
| | | | | | | | | | | | | | | |
| | | | | | | | | | | | | | | |
| | | | | | | | | | | | | | | |
| | | | | | | | | | | | | | | |
| | | | | | | | | | | | | | | |
| | | | | | | | | | | | | | | |
| | | | | | | | | | | | | | | |
| | | | | | | | | | | | | | | |
| | | | | | | | | | | | | | | |
| | | | | | | | | | | | | | | |
| | | | | | | | | | | | | | | |
| | | | | | | | | | | | | | | |
| | | | | | | | | | | | | | | |
| | | | | | | | | | | | | | | |
| | | | | | | | | | | | | | | |
| | | | | | | | | | | | | | | |
| | | | | | | | | | | | | | | |
| | | | | | | | | | | | | | | |
| | | | | | | | | | | | | | | |
| | | | | | | | | | | | | | | |
| | | | | | | | | | | | | | | |

| P | District Court | 2019 | | | | | 2020 | | | | | 2021 | | | | |
|---|---------------------|-------|--------|---------|----------------|------------------------------|-------|--------|---------|----------------|------------------------------|-------|--------|---------|----------------|------------------------------|
| | | NEW | SOLVED | PENDING | Clearance Rate | Disposition Time (in months) | NEW | SOLVED | PENDING | Clearance Rate | Disposition Time (in months) | NEW | SOLVED | PENDING | Clearance Rate | Disposition Time (in months) |
| | | 462 | 674 | 595 | 146% | 10,6 | 236 | 251 | 580 | 106% | 27,7 | 234 | 218 | 596 | 93% | 32,8 |
| | OZ v Celju | 333 | 473 | 543 | 142% | 13,8 | 170 | 179 | 534 | 105% | 35,8 | 189 | 173 | 549 | 92% | 38,1 |
| | OZ v Kopru | 330 | 493 | 480 | 149% | 11,7 | 195 | 208 | 467 | 107% | 26,9 | 144 | 210 | 401 | 146% | 22,9 |
| | OZ v Kranju | 130 | 212 | 182 | 163% | 10,3 | 74 | 80 | 176 | 108% | 26,4 | 84 | 100 | 160 | 119% | 19,2 |
| | OZ v Krškem | 1.662 | 2.108 | 2.215 | 127% | 12,6 | 948 | 945 | 2.218 | 100% | 28,2 | 896 | 912 | 2.202 | 102% | 29,0 |
| | OZ v Ljubljani | 531 | 746 | 487 | 140% | 7,8 | 311 | 316 | 482 | 102% | 18,3 | 309 | 315 | 476 | 102% | 18,1 |
| | OZ v Mariboru | 183 | 286 | 170 | 156% | 7,1 | 95 | 107 | 158 | 113% | 17,7 | 66 | 88 | 136 | 133% | 18,5 |
| | OZ v Murski Soboti | 160 | 222 | 152 | 139% | 8,2 | 73 | 71 | 154 | 97% | 26,0 | 57 | 68 | 143 | 119% | 25,2 |
| | OZ v Novi Gorici | 194 | 285 | 249 | 147% | 10,5 | 102 | 138 | 213 | 135% | 18,5 | 110 | 105 | 218 | 95% | 24,9 |
| | OZ v Novem mestu | 149 | 187 | 162 | 126% | 10,4 | 91 | 101 | 152 | 111% | 18,1 | 97 | 88 | 161 | 91% | 22,0 |
| | OZ na Ptuj | 95 | 124 | 58 | 131% | 5,6 | 44 | 43 | 59 | 98% | 16,5 | 47 | 61 | 45 | 130% | 8,9 |
| | OZ v Slovenj Gradcu | | | | | | | | | | | | | | | |
| | Total | 4.229 | 5.810 | 5.293 | 137% | 10,9 | 2.339 | 2.439 | 5.193 | 104% | 25,5 | 2.233 | 2.338 | 5.087 | 105% | 26,1 |
| | | | | | | | | | | | | | | | | |
| | | | | | | | | | | | | | | | | |
| | | | | | | | | | | | | | | | | |
| | | | | | | | | | | | | | | | | |
| | | | | | | | | | | | | | | | | |
| | | | | | | | | | | | | | | | | |
| | | | | | | | | | | | | | | | | |
| | | | | | | | | | | | | | | | | |
| | | | | | | | | | | | | | | | | |
| | | | | | | | | | | | | | | | | |
| | | | | | | | | | | | | | | | | |
| | | | | | | | | | | | | | | | | |
| | | | | | | | | | | | | | | | | |
| | | | | | | | | | | | | | | | | |
| | | | | | | | | | | | | | | | | |
| | | | | | | | | | | | | | | | | |
| | | | | | | | | | | | | | | | | |
| | | | | | | | | | | | | | | | | |
| | | | | | | | | | | | | | | | | |
| | | | | | | | | | | | | | | | | |
| | | | | | | | | | | | | | | | | |
| | | | | | | | | | | | | | | | | |
| | | | | | | | | | | | | | | | | |
| | | | | | | | | | | | | | | | | |
| | | | | | | | | | | | | | | | | |
| | | | | | | | | | | | | | | | | |
| | | | | | | | | | | | | | | | | |
| | | | | | | | | | | | | | | | | |
| | | | | | | | | | | | | | | | | |
| | | | | | | | | | | | | | | | | |
| | | | | | | | | | | | | | | | | |
| | | | | | | | | | | | | | | | | |
| | | | | | | | | | | | | | | | | |
| | | | | | | | | | | | | | | | | |
| | | | | | | | | | | | | | | | | |
| | | | | | | | | | | | | | | | | |
| | | | | | | | | | | | | | | | | |
| | | | | | | | | | | | | | | | | |
| | | | | | | | | | | | | | | | | |
| | | | | | | | | | | | | | | | | |
| | | | | | | | | | | | | | | | | |
| | | | | | | | | | | | | | | | | |
| | | | | | | | | | | | | | | | | |
| | | | | | | | | | | | | | | | | |
| | | | | | | | | | | | | | | | | |
| | | | | | | | | | | | | | | | | |
| | | | | | | | | | | | | | | | | |
| | | | | | | | | | | | | | | | | |
| | | | | | | | | | | | | | | | | |
| | | | | | | | | | | | | | | | | |
| | | | | | | | | | | | | | | | | |
| | | | | | | | | | | | | | | | | |
| | | | | | | | | | | | | | | | | |
| | | | | | | | | | | | | | | | | |
| | | | | | | | | | | | | | | | | |
| | | | | | | | | | | | | | | | | |
| | | | | | | | | | | | | | | | | |
| | | | | | | | | | | | | | | | | |
| | | | | | | | | | | | | | | | | |

| P | I-XI 2021 | | | | | | I-XI 2022 | | | | | |
|---|-------------------------|--------------------|--------|---------|----------------|------------------------------|--------------------|--------|---------|----------------|------------------------------|--|
| | District (Local Courts) | NEW SOLVED PENDING | | | Clearance Rate | Disposition Time (in months) | NEW SOLVED PENDING | | | Clearance Rate | Disposition Time (in months) | |
| | | NEW | SOLVED | PENDING | | | NEW | SOLVED | PENDING | | | |
| | | 1.520 | 1.509 | 2.828 | 99% | 20,6 | 1.279 | 1.352 | 2.728 | 106% | 22,2 | |
| | OJ v Ljubljani | 787 | 842 | 984 | 107% | 12,9 | 629 | 706 | 943 | 112% | 14,7 | |
| | Okrožje Celje | 489 | 451 | 845 | 92% | 20,6 | 486 | 411 | 898 | 85% | 24,0 | |
| | Okrožje Koper | 433 | 491 | 894 | 113% | 20,0 | 405 | 410 | 875 | 101% | 23,5 | |
| | Okrožje Kranj | 150 | 158 | 238 | 105% | 16,6 | 202 | 188 | 254 | 93% | 14,9 | |
| | Okrožje Krško | 573 | 557 | 633 | 97% | 12,5 | 585 | 526 | 674 | 90% | 14,1 | |
| | Okrožje Ljubljana | 786 | 727 | 938 | 92% | 14,2 | 717 | 833 | 797 | 116% | 10,5 | |
| | Okrožje Maribor | 290 | 322 | 244 | 111% | 8,3 | 275 | 296 | 214 | 108% | 8,0 | |
| | Okrožje Murska Sobota | 223 | 242 | 352 | 109% | 16,0 | 204 | 264 | 279 | 129% | 11,6 | |
| | Okrožje Nova Gorica | 271 | 276 | 342 | 102% | 13,6 | 264 | 308 | 310 | 117% | 11,1 | |
| | Okrožje Novo mesto | 175 | 228 | 177 | 130% | 8,5 | 189 | 209 | 153 | 111% | 8,1 | |
| | Okrožje Ptuj | 110 | 97 | 108 | 88% | 12,2 | 111 | 105 | 118 | 95% | 12,4 | |
| | Okrožje Slovenj Gradec | 5.807 | 5.900 | 8.583 | 102% | 16,0 | 5.346 | 5.608 | 8.243 | 105% | 16,2 | |
| | Total | | | | | | -16% | -10% | | | -4% | |
| | | | | | | | -20% | -16% | | | -4% | |
| | | | | | | | -1% | -9% | | | 6% | |
| | | | | | | | -6% | -16% | | | -2% | |
| | | | | | | | 35% | 19% | | | 7% | |
| | | | | | | | 2% | -6% | | | 6% | |
| | | | | | | | -9% | 15% | | | -15% | |
| | | | | | | | -5% | -8% | | | -12% | |
| | | | | | | | -9% | 9% | | | -21% | |
| | | | | | | | -3% | 12% | | | -9% | |
| | | | | | | | 8% | -8% | | | -14% | |
| | | | | | | | 1% | 8% | | | 9% | |
| | | | | | | | -8% | -5% | | | -4% | |

| P | District (Local Courts) | 2019 | | | | | | 2020 | | | | | | 2021 | | | | | |
|---|-------------------------|-------|--------|---------|----------------|------------------------------|-------|-------|--------|---------|----------------|------------------------------|-------|-------|--------|---------|------|-----|------|
| | | NEW | SOLVED | PENDING | Clearance Rate | Disposition Time (in months) | | NEW | SOLVED | PENDING | Clearance Rate | Disposition Time (in months) | | NEW | SOLVED | PENDING | | | |
| | | | | | | | | | | | | | | | | | | | |
| | OJ v Ljubljani | 1.873 | 1.882 | 2.686 | 100% | 17,1 | 1.814 | 1.682 | 2.817 | 93% | 20,1 | 1.663 | 1.679 | 2.801 | 101% | 20,0 | -8% | 0% | -1% |
| | Okrožje Celje | 1.015 | 963 | 1.064 | 95% | 13,3 | 785 | 810 | 1.039 | 103% | 15,4 | 872 | 891 | 1.020 | 102% | 13,7 | 11% | 10% | -2% |
| | Okrožje Koper | 589 | 567 | 737 | 96% | 15,6 | 550 | 479 | 807 | 87% | 20,2 | 538 | 522 | 823 | 97% | 18,9 | -2% | 9% | 2% |
| | Okrožje Kranj | 565 | 570 | 873 | 101% | 18,4 | 499 | 422 | 950 | 85% | 27,0 | 468 | 540 | 879 | 115% | 19,5 | -6% | 28% | -7% |
| | Okrožje Krško | 237 | 230 | 208 | 97% | 10,9 | 192 | 154 | 246 | 80% | 19,2 | 167 | 173 | 240 | 104% | 16,6 | -13% | 12% | -2% |
| | Okrožje Ljubljana | 678 | 690 | 506 | 102% | 8,8 | 593 | 485 | 617 | 82% | 15,3 | 626 | 627 | 616 | 100% | 11,8 | 6% | 29% | 0% |
| | Okrožje Maribor | 997 | 956 | 816 | 96% | 10,2 | 800 | 737 | 879 | 92% | 14,3 | 861 | 827 | 913 | 96% | 13,2 | 8% | 12% | 4% |
| | Okrožje Murska Sobota | 384 | 386 | 280 | 101% | 8,7 | 304 | 308 | 276 | 101% | 10,8 | 314 | 355 | 235 | 113% | 7,9 | 3% | 15% | -15% |
| | Okrožje Nova Gorica | 376 | 366 | 383 | 97% | 12,6 | 243 | 256 | 370 | 105% | 17,3 | 255 | 287 | 339 | 113% | 14,2 | 5% | 12% | -8% |
| | Okrožje Novo mesto | 350 | 326 | 327 | 93% | 12,0 | 266 | 246 | 347 | 92% | 16,9 | 302 | 295 | 354 | 98% | 14,4 | 14% | 20% | 2% |
| | Okrožje Ptuj | 235 | 297 | 232 | 126% | 9,4 | 216 | 218 | 230 | 101% | 12,7 | 195 | 252 | 173 | 129% | 8,2 | -10% | 16% | -25% |
| | Okrožje Slovenj Gradec | 151 | 155 | 97 | 103% | 7,5 | 114 | 116 | 95 | 102% | 9,8 | 122 | 105 | 112 | 86% | 12,8 | 7% | -9% | 18% |
| | Total | 7.450 | 7.388 | 8.209 | 99% | 13,3 | 6.376 | 5.913 | 8.673 | 93% | 17,6 | 6.383 | 6.553 | 8.505 | 103% | 15,6 | 0% | 11% | -2% |

7. Labour (Pd) and social (Ps) cases

| | | I-XI 2021 | | | | I-XI 2022 | | | | I-XI 2022 I-XI 2021 | |
|-----------|-----------------|-----------|--------|---------|----------------|------------------------------|-------|--------|---------|------------------------|------------------------------|
| Case Type | Court | NEW | SOLVED | PENDING | Clearance Rate | Disposition Time (in months) | NEW | SOLVED | PENDING | Clearance Rate | Disposition Time (in months) |
| Pd | DS v Celju | 204 | 226 | 264 | 111% | 12,8 | 314 | 214 | 364 | 68% | 18,7 |
| | DS v Kopru | 216 | 267 | 256 | 124% | 10,5 | 316 | 283 | 279 | 90% | 10,8 |
| | DSS v Ljubljani | 964 | 1.209 | 1.511 | 125% | 13,7 | 1.493 | 1.168 | 1.798 | 78% | 16,9 |
| | DS v Mariboru | 413 | 546 | 550 | 132% | 11,1 | 752 | 585 | 681 | 78% | 12,8 |
| Total | | 1.797 | 2.248 | 2.581 | 125% | 12,6 | 2.875 | 2.250 | 3.122 | 78% | 15,3 |
| Ps | DSS v Ljubljani | 1.354 | 1.220 | 1.431 | 90% | 12,9 | 1.108 | 1.393 | 1.066 | 126% | 8,4 |
| Total | | 3.151 | 3.468 | 4.012 | 110% | 12,7 | 3.983 | 3.643 | 4.188 | 91% | 12,6 |

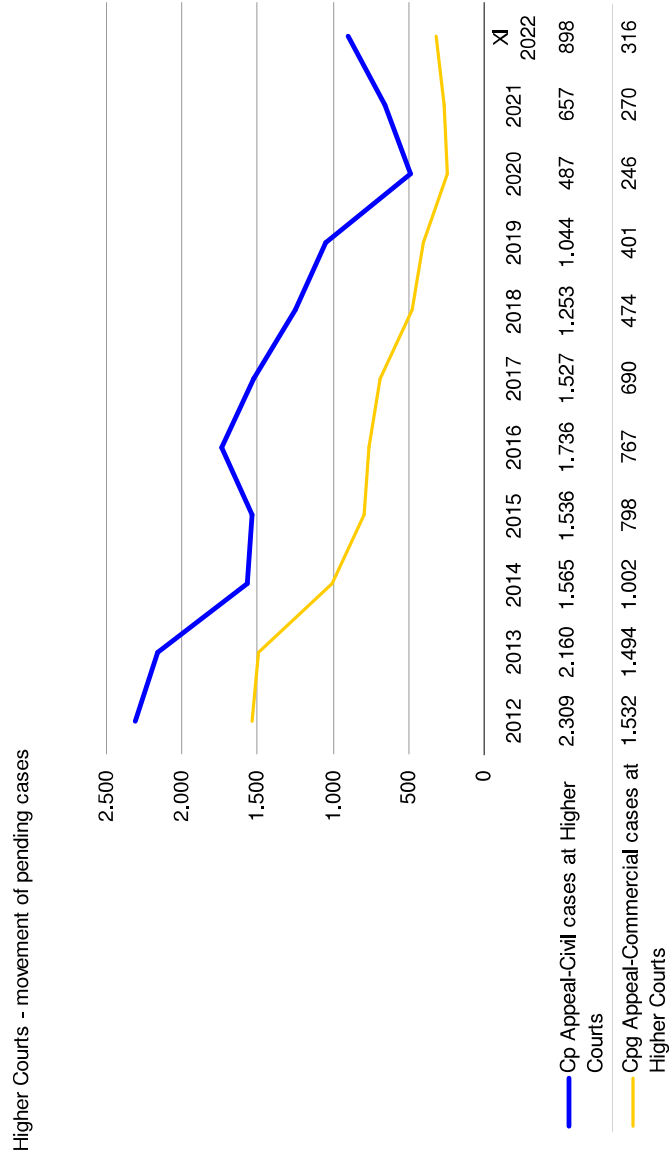
| | | 2019 | | | | | 2020 | | | | | 2021 | | | | |
|-----------|-----------------|-------|--------|---------|----------------|------------------------------|-------|--------|---------|----------------|------------------------------|-------|--------|---------|----------------|------------------------------|
| Case Type | Court | NEW | SOLVED | PENDING | Clearance Rate | Disposition Time (in months) | NEW | SOLVED | PENDING | Clearance Rate | Disposition Time (in months) | NEW | SOLVED | PENDING | Clearance Rate | Disposition Time (in months) |
| | | | | | | | | | | | | | | | | |
| Pd | DS v Celju | 240 | 279 | 200 | 116% | 8,6 | 309 | 223 | 286 | 72% | 15,4 | 230 | 252 | 264 | 110% | 12,6 |
| | DS v Kopru | 324 | 337 | 290 | 104% | 10,3 | 329 | 312 | 307 | 95% | 11,8 | 233 | 294 | 246 | 126% | 10,0 |
| | DSS v Ljubljani | 1.555 | 1.872 | 1.472 | 120% | 9,4 | 1.461 | 1.177 | 1.756 | 81% | 17,9 | 1.035 | 1.318 | 1.473 | 127% | 13,4 |
| | DS v Mariboru | 622 | 639 | 621 | 103% | 11,7 | 541 | 479 | 683 | 89% | 17,1 | 445 | 613 | 515 | 138% | 10,1 |
| Total | | 2.741 | 3.127 | 2.583 | 114% | 9,9 | 2.640 | 2.191 | 3.032 | 83% | 16,6 | 1.943 | 2.477 | 2.498 | 127% | 12,1 |
| Ps | DSS v Ljubljani | 1.509 | 1.533 | 1.374 | 102% | 10,8 | 1.154 | 1.231 | 1.297 | 107% | 12,6 | 1.457 | 1.403 | 1.351 | 96% | 11,6 |
| Total | | 4.250 | 4.660 | 3.957 | 110% | 10,2 | 3.794 | 3.422 | 4.329 | 90% | 15,2 | 3.400 | 3.880 | 3.849 | 114% | 11,9 |

| | | 2021 2020 | | 2020 2019 | | 2019 2018 | | | | | | | |
|--|--|--------------|--------|--------------|--|--------------|--------|---------|--|-------|--------|---------|--|
| | | NEW | SOLVED | PENDING | | NEW | SOLVED | PENDING | | NEW | SOLVED | PENDING | |
| | | -26% | 13% | | | 230 | 252 | 264 | | 1.943 | 2.477 | 2.498 | |
| | | -29% | -6% | | | 233 | 294 | 246 | | 1.035 | 1.318 | 1.473 | |
| | | -29% | 12% | | | 445 | 613 | 515 | | 445 | 613 | 515 | |
| | | -18% | 28% | | | 445 | 613 | 515 | | 1.943 | 2.477 | 2.498 | |
| | | -26% | 13% | | | 1.457 | 1.403 | 1.351 | | 1.457 | 1.403 | 1.351 | |
| | | -10% | 13% | | | 3.400 | 3.880 | 3.849 | | 3.400 | 3.880 | 3.849 | |

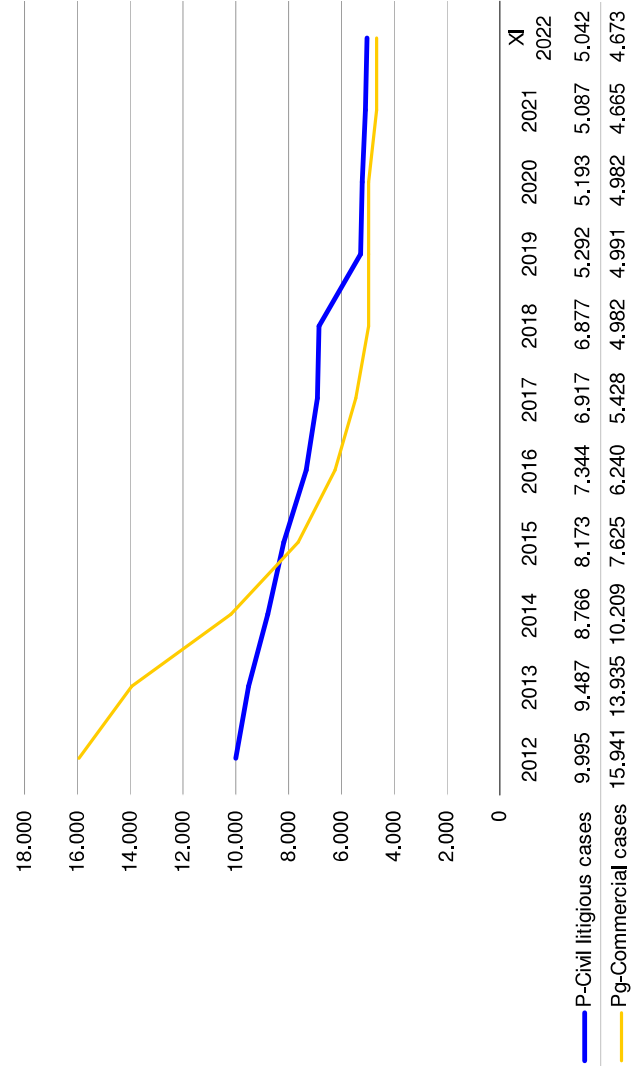
| Year | 2019 | | | | | | 2020 | | | | | | 2021 | | | | | |
|--|---------|---------|---------|----------------|------------------------------|--|--------|---------|---------|----------------|------------------------------|--|---------|---------|---------|----------------|------------------------------|--|
| | 2019 | | | 2020 | | | 2020 | | | 2021 | | | 2021 | | | 2021 | | |
| | NEW | SOLVED | PENDING | Clearance Rate | Disposition Time (in months) | | NEW | SOLVED | PENDING | Clearance Rate | Disposition Time (in months) | | NEW | SOLVED | PENDING | Clearance Rate | Disposition Time (in months) | |
| Enforcement Cases by District (Local Courts) | | | | | | | | | | | | | | | | | | |
| OJ v Ljubljani | 24.866 | 26.247 | 6.022 | 106% | 2,8 | | 18.837 | 20.921 | 3.911 | 111% | 2,2 | | 18.905 | 19.439 | 3.348 | 103% | 2,1 | |
| Okrožje Celje | 17.744 | 18.179 | 1.952 | 102% | 1,3 | | 13.466 | 13.884 | 1.533 | 103% | 1,3 | | 14.133 | 14.284 | 1.383 | 101% | 1,2 | |
| Okrožje Koper | 8.781 | 9.049 | 1.032 | 103% | 1,4 | | 6.803 | 6.918 | 917 | 102% | 1,6 | | 6.801 | 6.951 | 765 | 102% | 1,3 | |
| Okrožje Kranj | 10.310 | 10.798 | 3.040 | 105% | 3,4 | | 7.393 | 7.845 | 2.581 | 106% | 3,9 | | 7.607 | 7.938 | 2.238 | 104% | 3,4 | |
| Okrožje Krško | 4.232 | 4.268 | 529 | 101% | 1,5 | | 3.388 | 3.479 | 444 | 103% | 1,5 | | 3.435 | 3.533 | 348 | 103% | 1,2 | |
| Okrožje Ljubljana | 14.249 | 14.563 | 1.580 | 102% | 1,3 | | 11.241 | 11.531 | 1.286 | 103% | 1,3 | | 11.617 | 11.766 | 1.123 | 101% | 1,1 | |
| Okrožje Maribor | 19.285 | 21.314 | 3.363 | 111% | 1,9 | | 14.440 | 15.481 | 2.274 | 107% | 1,8 | | 15.022 | 15.659 | 1.615 | 104% | 1,2 | |
| Okrožje Murska Sobota | 8.809 | 9.770 | 1.446 | 111% | 1,8 | | 6.779 | 7.163 | 1.057 | 106% | 1,8 | | 7.143 | 7.355 | 835 | 103% | 1,4 | |
| Okrožje Nova Gorica | 4.953 | 5.131 | 647 | 104% | 1,5 | | 3.844 | 3.924 | 564 | 102% | 1,7 | | 4.031 | 4.107 | 488 | 102% | 1,4 | |
| Okrožje Novo mesto | 5.928 | 5.952 | 809 | 100% | 1,6 | | 4.938 | 5.146 | 595 | 104% | 1,4 | | 5.122 | 5.130 | 587 | 100% | 1,4 | |
| Okrožje Ptuj | 6.139 | 6.552 | 871 | 107% | 1,6 | | 4.635 | 4.871 | 631 | 105% | 1,6 | | 4.717 | 4.800 | 569 | 102% | 1,4 | |
| Okrožje Slovenj Gradec | 4.590 | 4.694 | 419 | 102% | 1,1 | | 3.478 | 3.544 | 350 | 102% | 1,2 | | 3.683 | 3.790 | 238 | 103% | 0,8 | |
| Total | 129.886 | 136.517 | 21.710 | 105% | 1,9 | | 99.242 | 104.707 | 16.143 | 106% | 1,9 | | 102.216 | 104.752 | 13.537 | 102% | 1,6 | |

The data regarding enforcement cases has to be interpreted considering the fact that statistical reporting has recently changed. With the beginning of the year 2016 two registers (Iq and In) are not filled anymore with new cases – these cases are registered according to the legal basis of the enforcement – either an enforcement title (these cases go into register I) or an authentic document (these cases go into register VI).

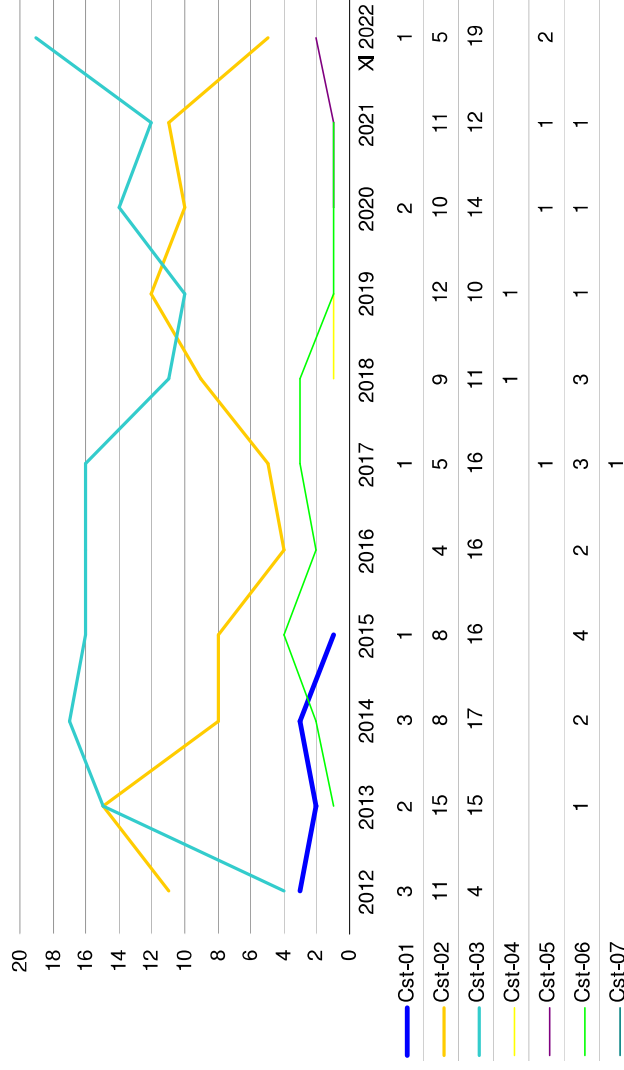
9. Movement of pending cases at higher, district, local, social and labour courts



District Courts - movement of pending cases

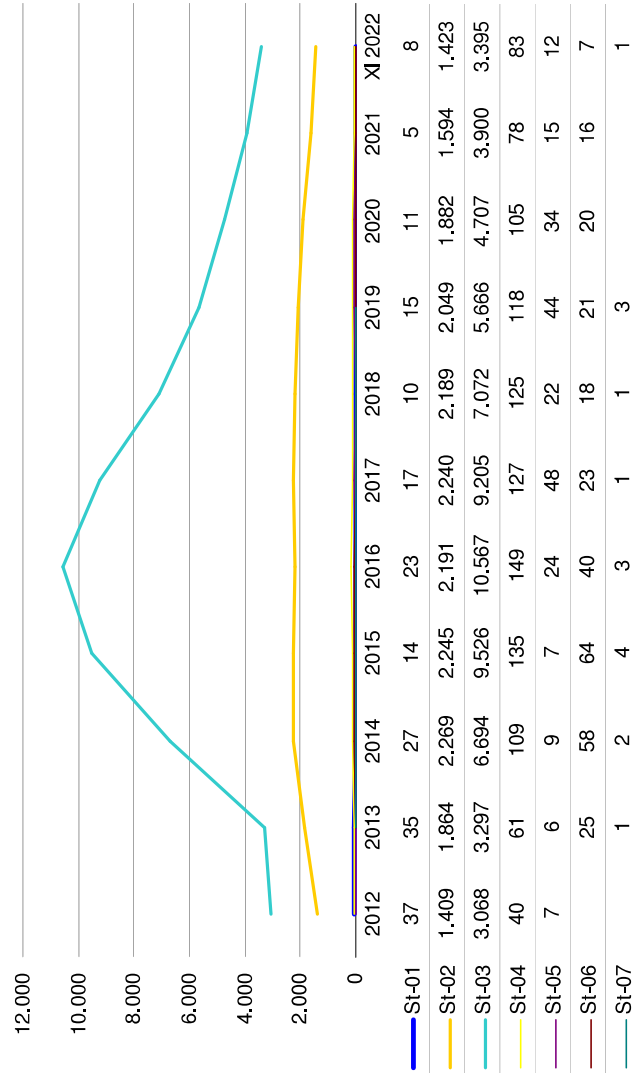


Higher Courts - movement of pending cases



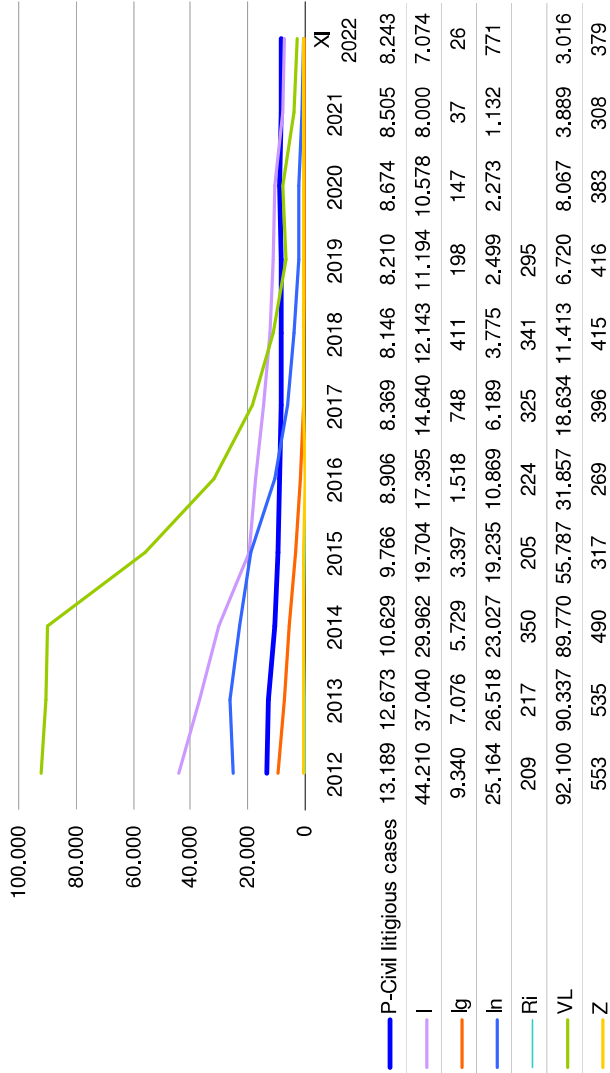
| | | |
|----|--|---|
| 01 | Postopek prisilne poravnave | Compulsory Settlement Proceeding |
| 02 | Stečajni postopek nad pravno osebo | Bankruptcy Proceedings (Legal Entities) |
| 03 | Postopek osebnega stečaja | Bankruptcy Proceedings (Sole Traders and Consumers) |
| 04 | Postopek stečaja zapuščine | Legacy Bankruptcy Proceedings |
| 05 | Postopek prisilne likvidacije | Compulsory Liquidation Proceedings |
| 06 | Postopek poenostavljene prisilne poravnave | Simplified Compulsory Settlement Proceedings |
| 07 | Postopek preventivnega prestrukturiranja | Preventive restructuring procedure |

District Courts - movement of pending cases

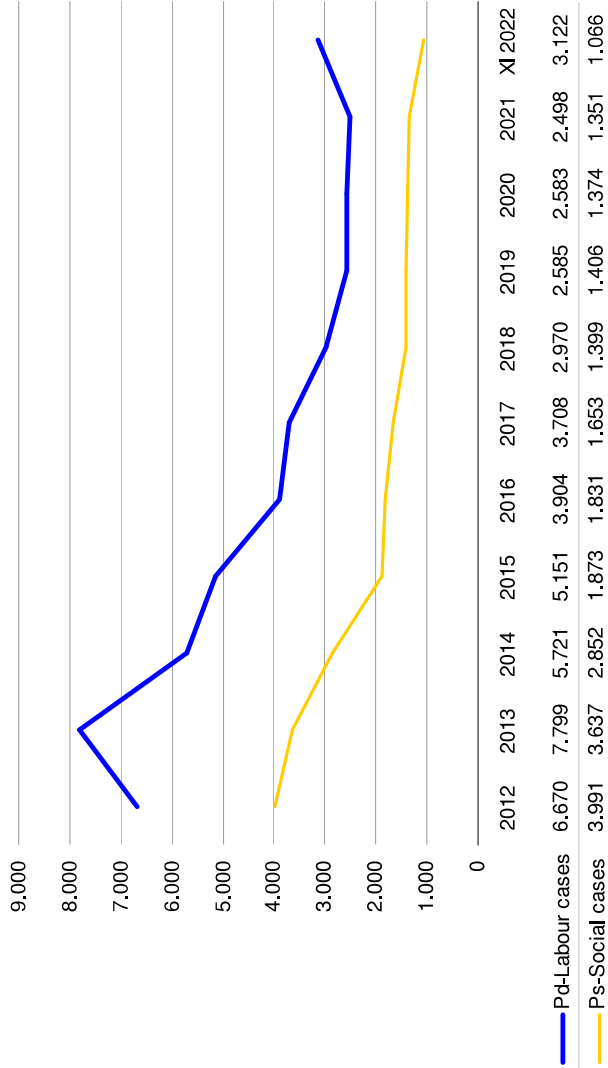


| | | |
|----|--|---|
| 01 | Postopek prisilne poravnave | Compulsory Settlement Proceeding |
| 02 | Stečajni postopek nad pravno osebo | Bankruptcy Proceedings (Legal Entities) |
| 03 | Postopek osebnega stečaja | Bankruptcy Proceedings (Sole Traders and Consumers) |
| 04 | Postopek stečaja zapuščine | Legacy Bankruptcy Proceedings |
| 05 | Postopek prisilne likvidacije | Compulsory Liquidation Proceedings |
| 06 | Postopek poenostavljene prisilne poravnave | Simplified Compulsory Settlement Proceedings |
| 07 | Postopek preventivnega prestrukturiranja | Preventive restructuring procedure |

Local Courts - movement of pending cases

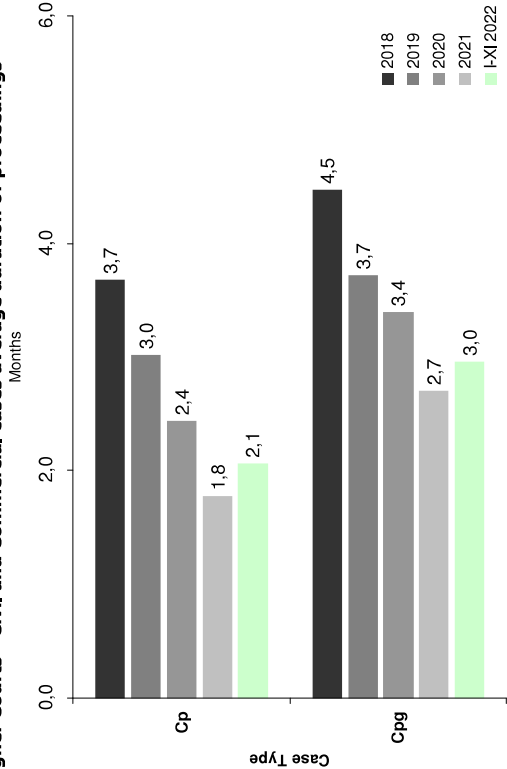


Labour and Social Courts - movement of pending cases

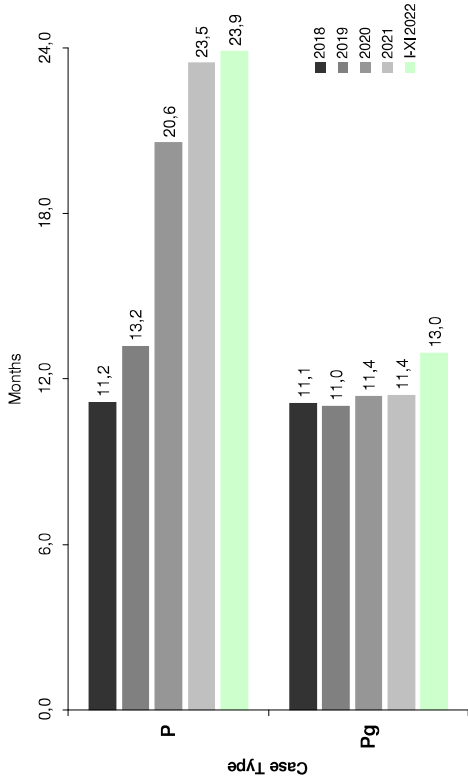


10. Duration of court proceedings at higher, district, local, labour and social courts

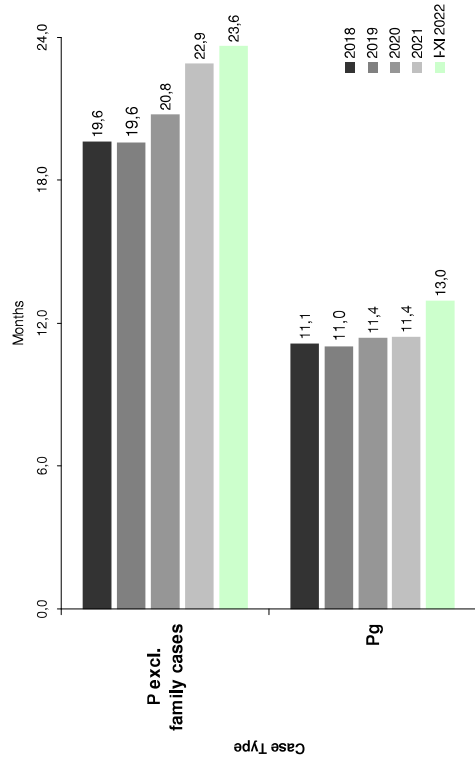
Higher Courts - Civil and Commercial cases average duration of proceedings



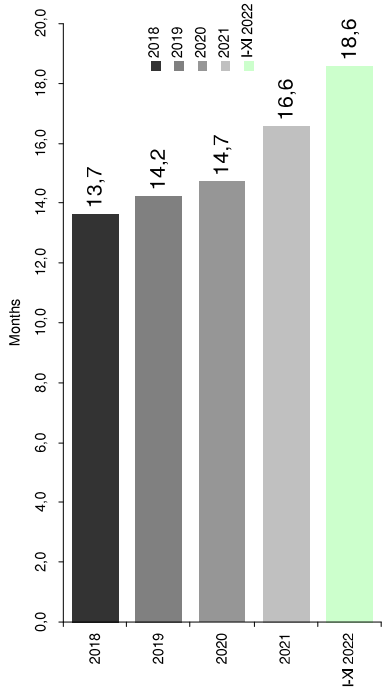
District Courts / Civil and Commercial cases - average duration of proceedings



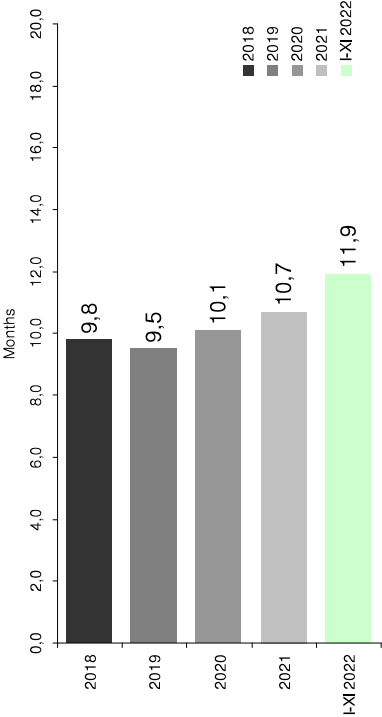
District Courts / Civil and Commercial cases - average duration of proceedings



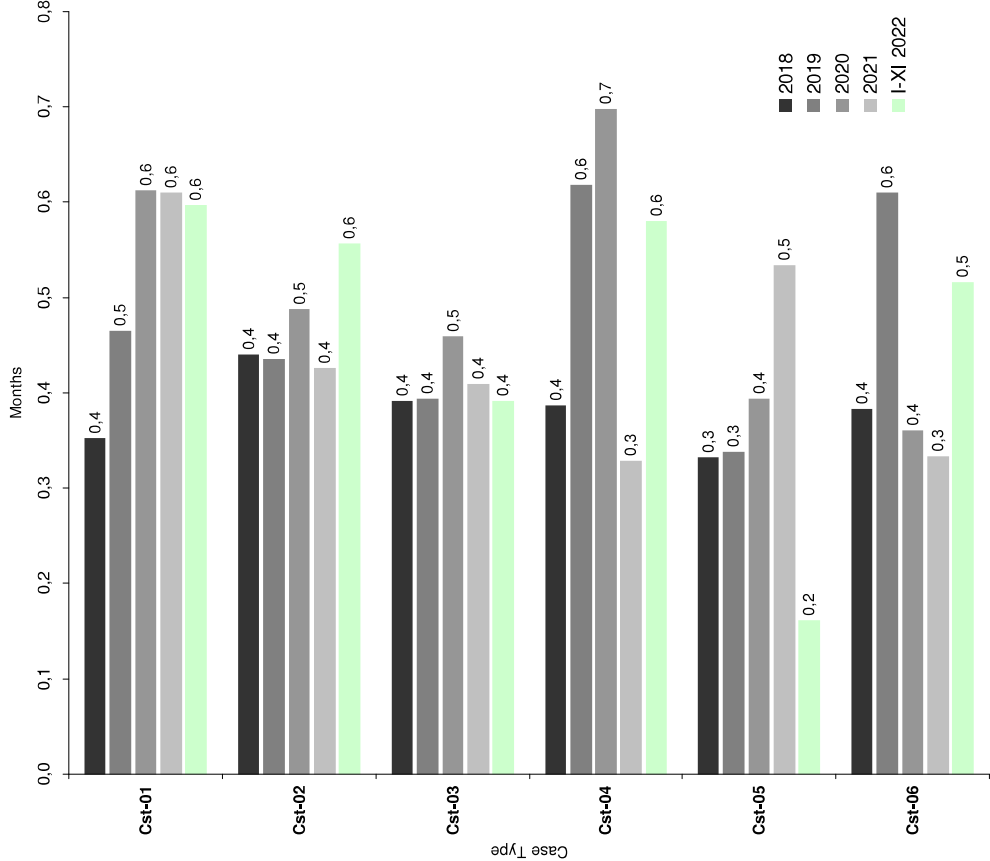
District Courts/Criminal cases - average duration of proceedings



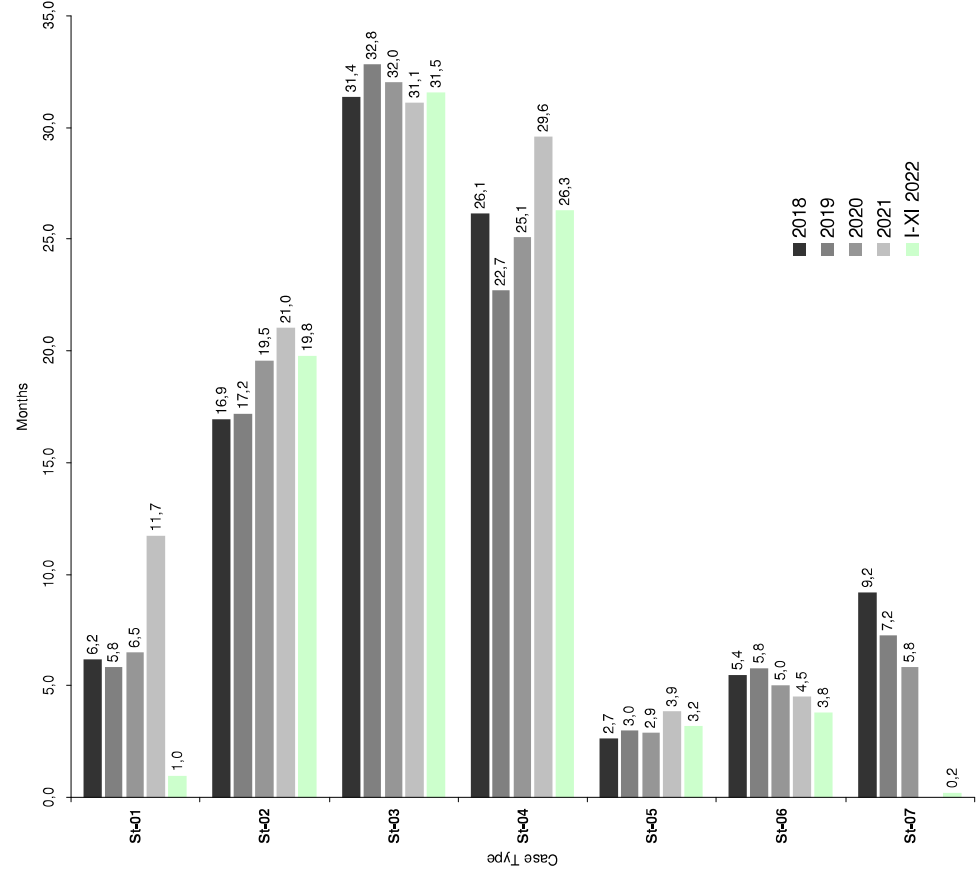
Local Courts/Criminal cases - average duration of proceedings



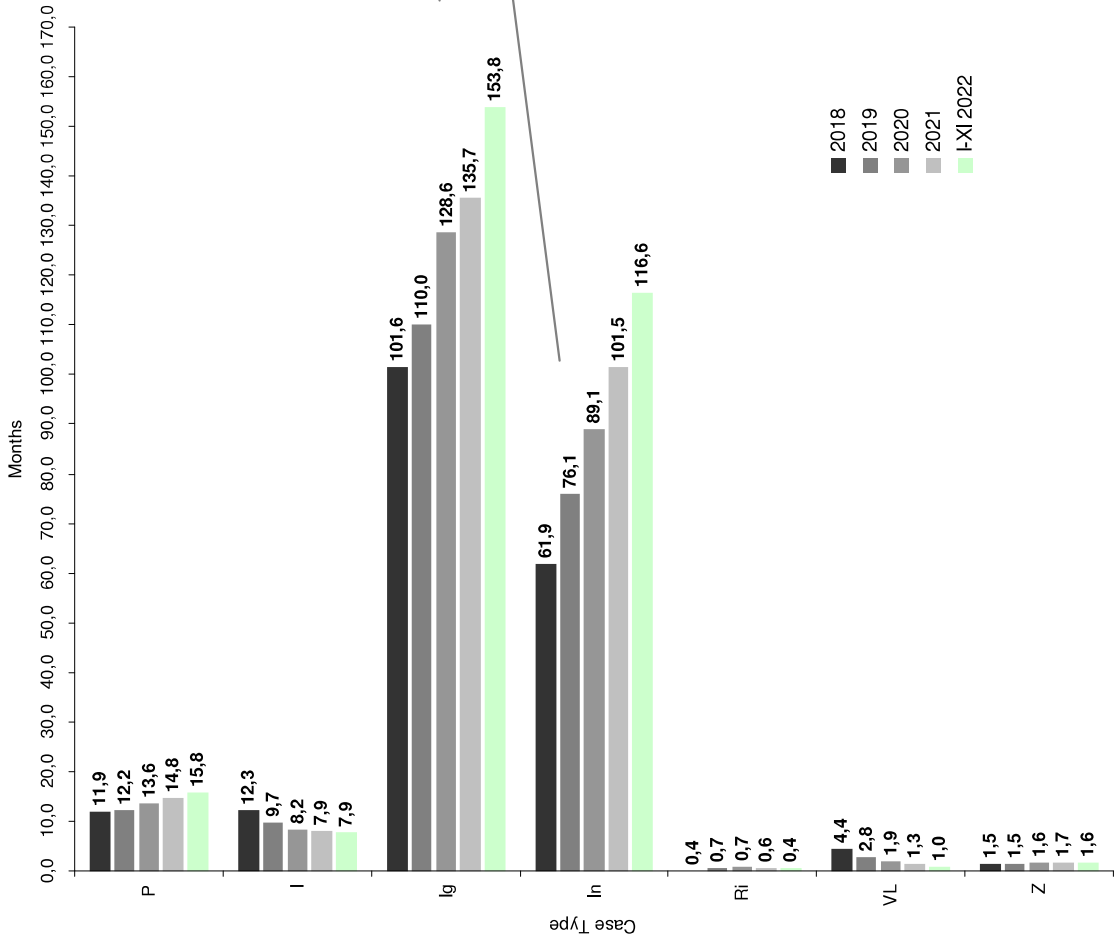
Higher Courts / Insolvency cases - average duration of proceedings



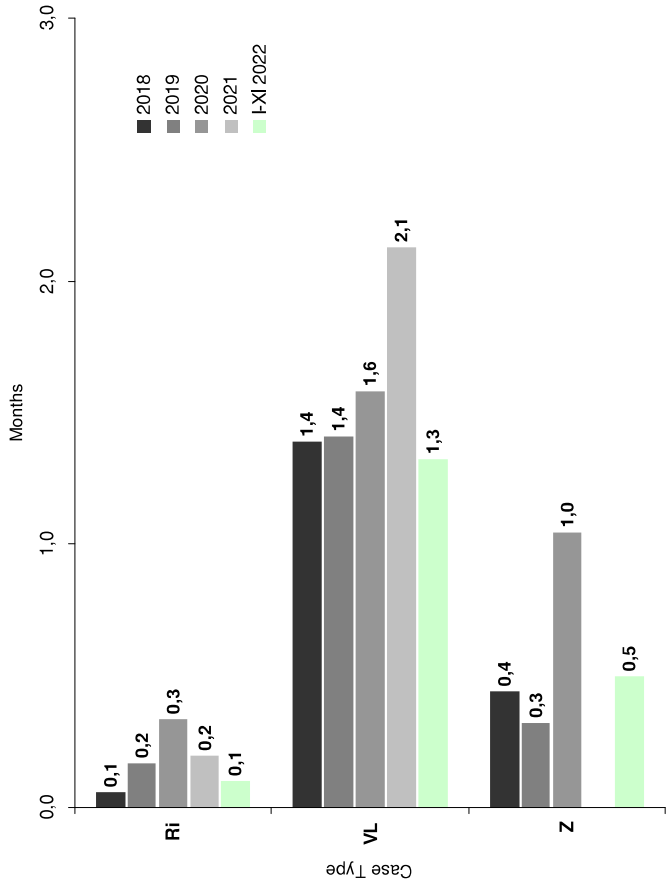
District Courts / Insolvency cases - average duration of proceedings



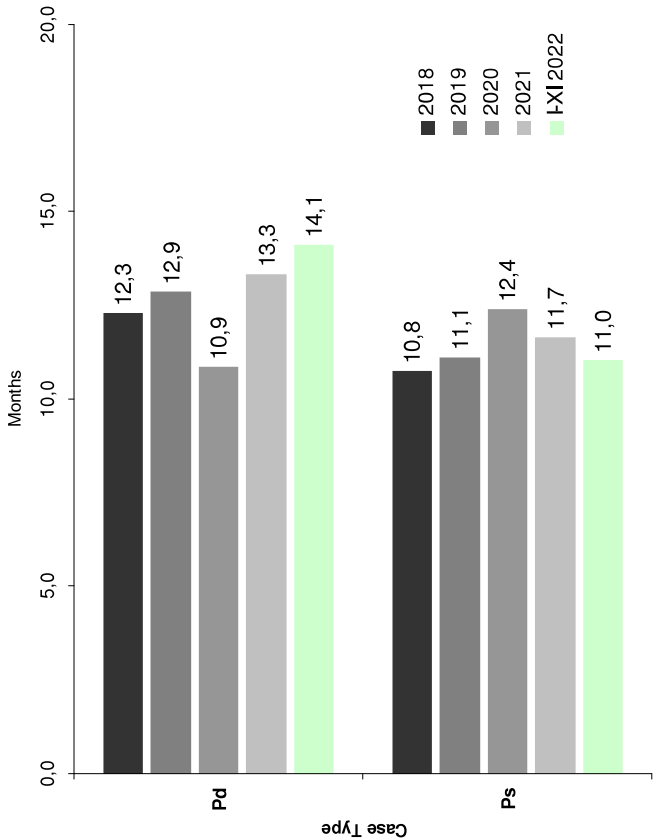
Local Courts/Civil and Enforcement cases - average duration of proceedings



CoVL - average duration of proceedings

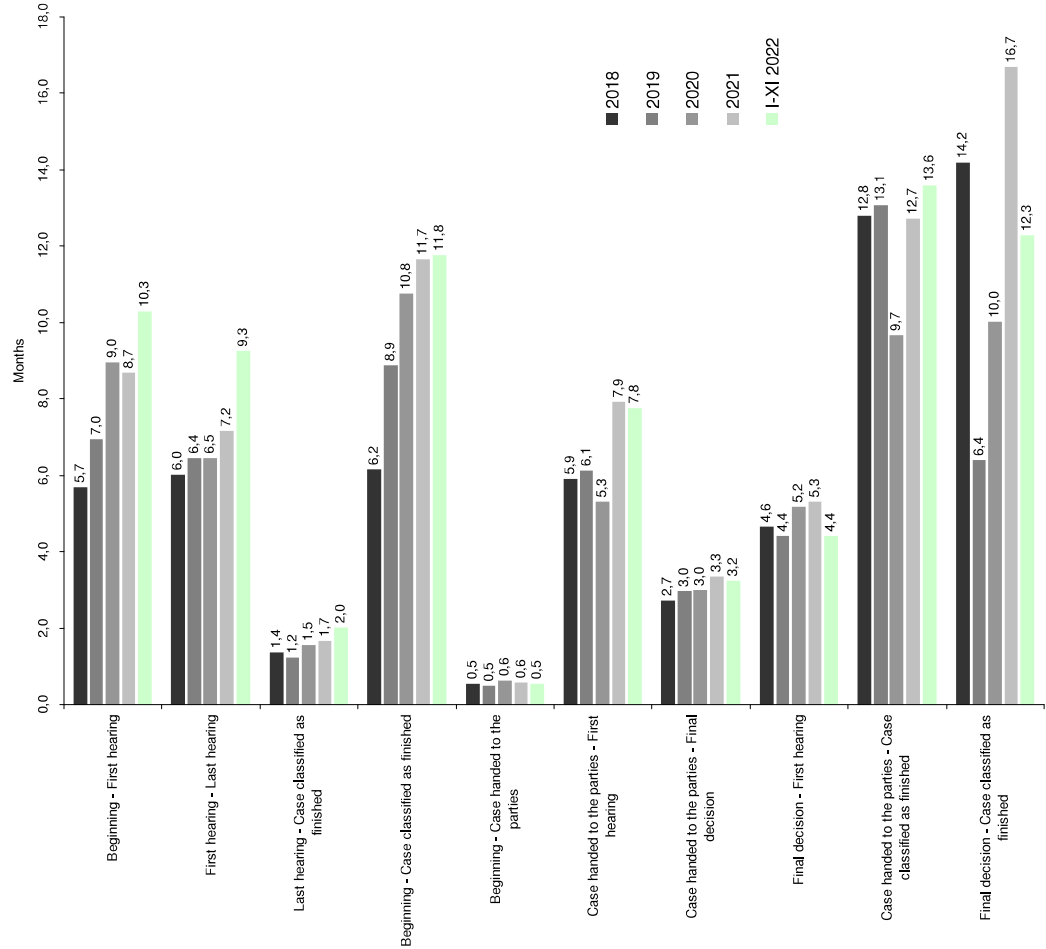


Labour and Social Courts - average duration of proceedings

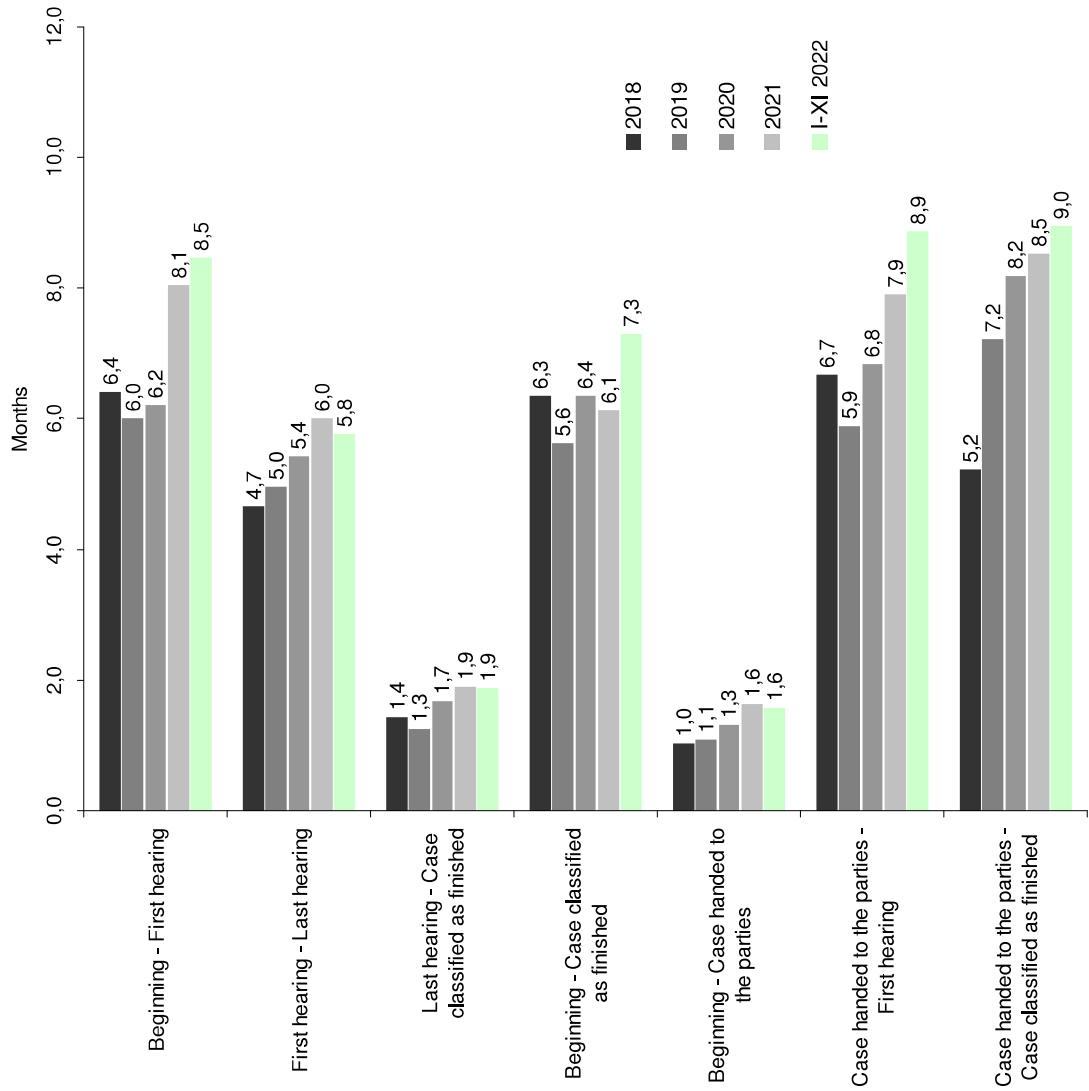


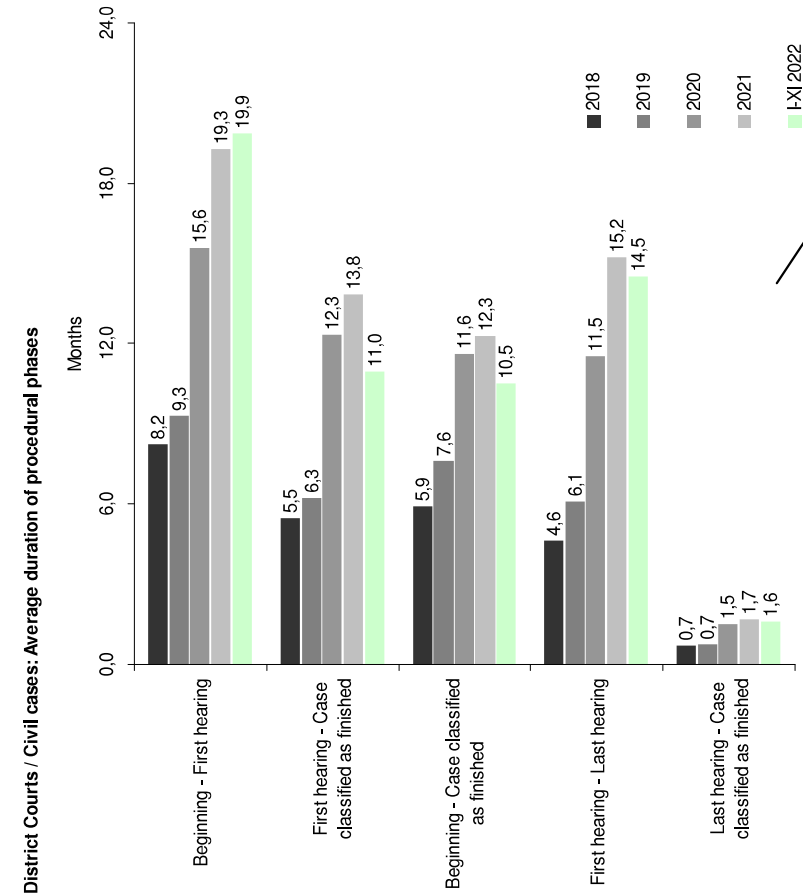
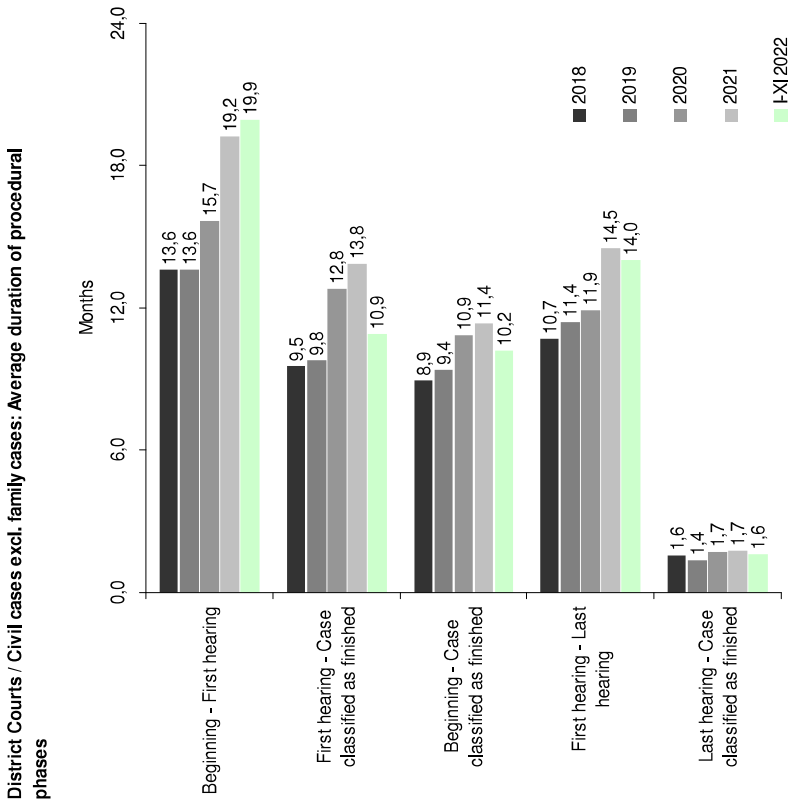
11. Average duration of procedural phases at district, local, labour and social courts

District Courts / Criminal cases: Average duration of procedural phases



Local Courts / Criminal cases: Average duration of procedural phases

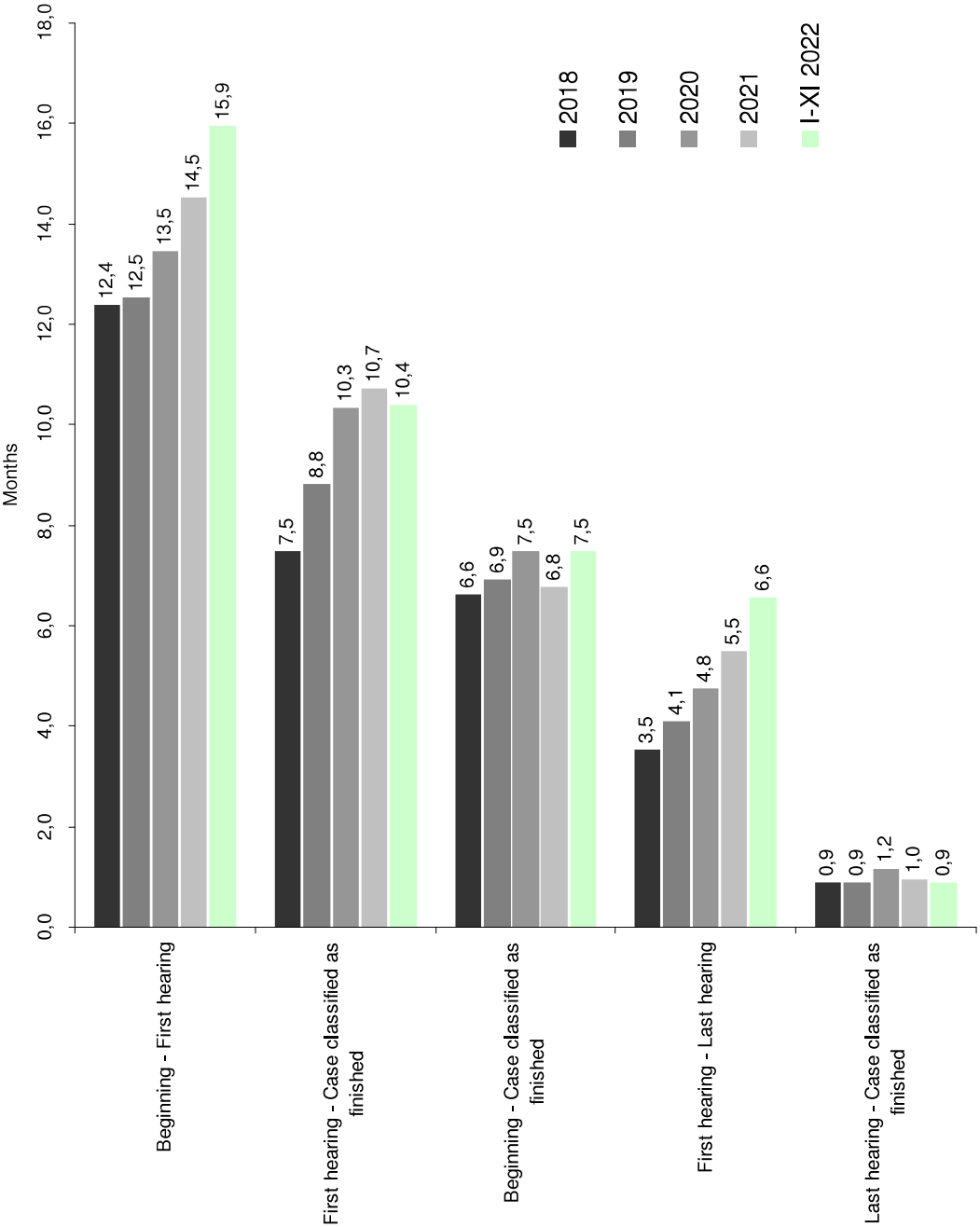




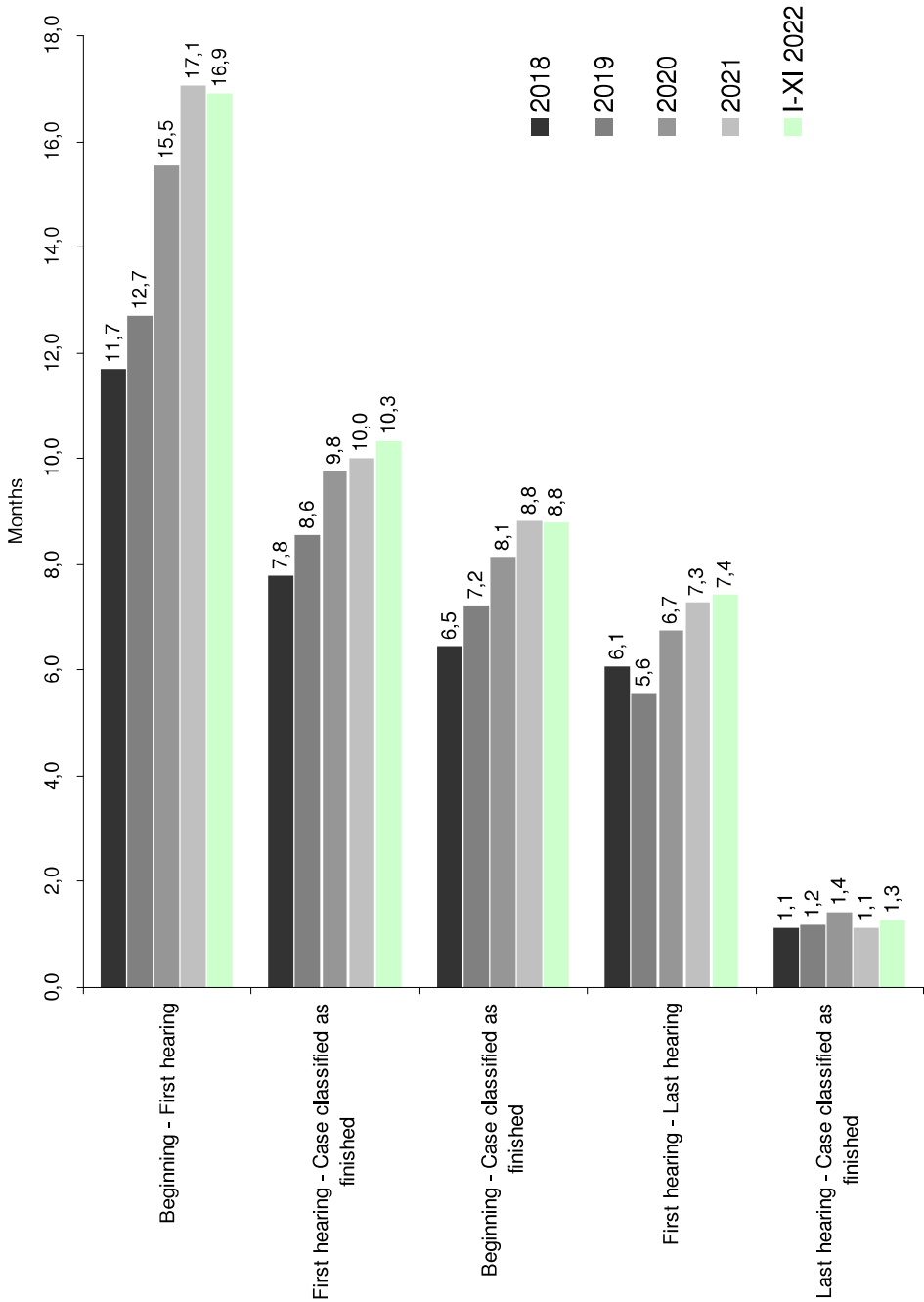
Amendment of the Family Code - from 15 April 2019 onwards

The data for 2018 and 2019 also includes family cases, which have been kept in the register of N district courts

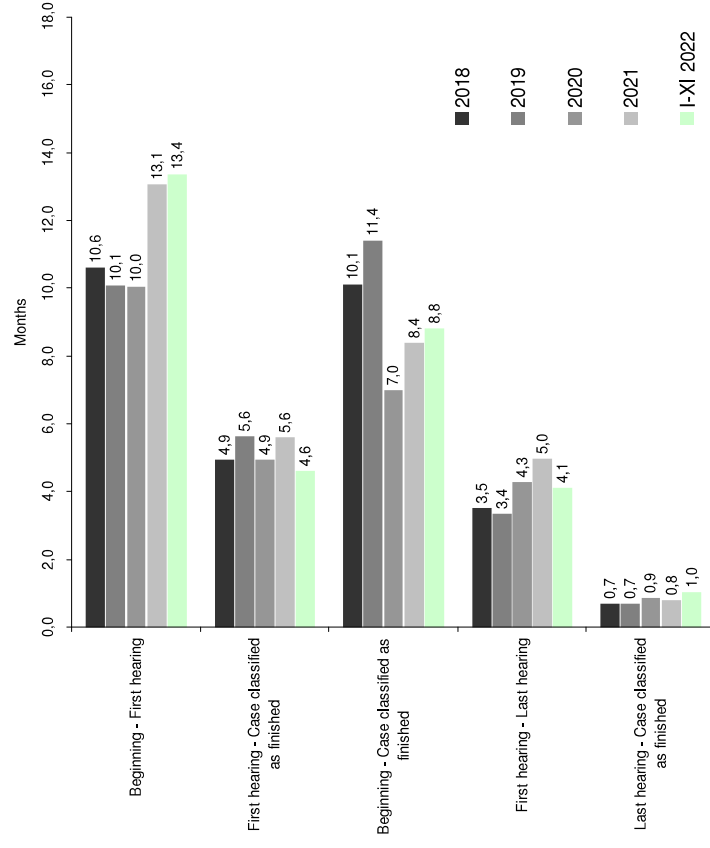
District Courts / Commercial cases: Average duration of procedural phases



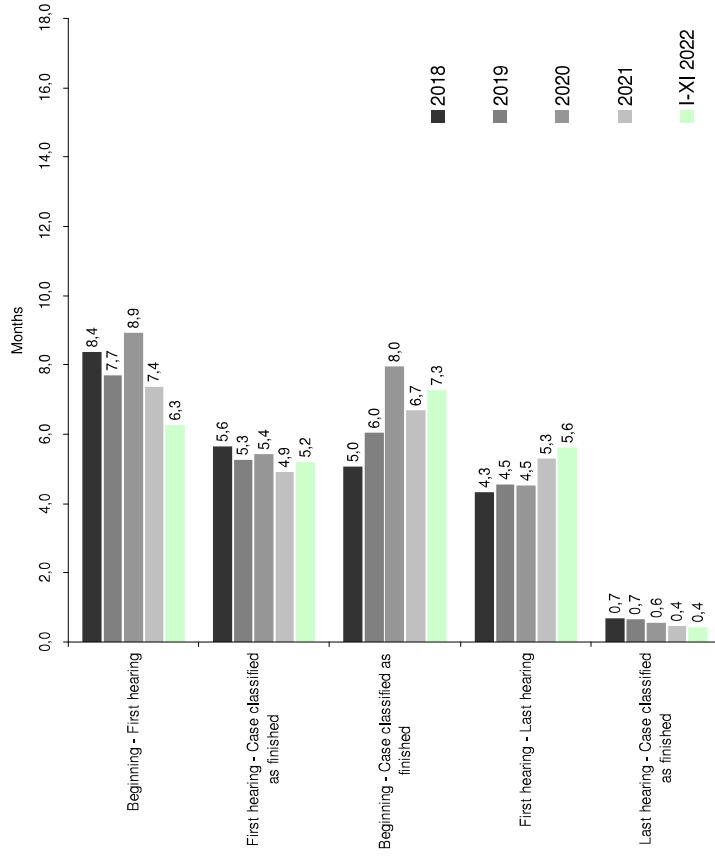
Local Courts / Civil litigious cases: Average duration of procedural phases



Labour Courts / Labour cases: Average duration of procedural phases



Social Court / Social cases: Average duration of procedural phases



12. Quality of work - solved cases by type of resolution

District Courts – Commercial cases

| Court Type | Case Type | Način Rešitve N2 | Type of Case Solution | Year | | | 2020 | | | 2021 | | | I-XI 2022 | | |
|----------------|-----------|------------------|-------------------------|--------------|---|--|--------------|---|--|--------------|---|--|-----------|------|------|
| | | | | Solved cases | Average duration of proceedings (in months) | Average duration of the judgment (in days) | Solved cases | Average duration of proceedings (in months) | Average duration of the judgment (in days) | Solved cases | Average duration of proceedings (in months) | Average duration of the judgment (in days) | | | |
| DISTRICT COURT | Pg | | Nepristojnost | 138 | 2,9% | 9,7 | 7,1 | 98 | 1,9% | 2,4 | 3,4 | 79 | 2,1% | 3,0 | 4,6 |
| | | | Odpoved | 19 | 0,4% | 16,8 | 1,3 | 29 | 0,6% | 15,6 | 1,5 | 16 | 0,4% | 15,2 | 3,0 |
| | | | Ostalo | 42 | 0,9% | 5,1 | 3,0 | 26 | 0,5% | 6,9 | 3,3 | 39 | 1,0% | 5,4 | 4,1 |
| | | | Poravnava | 851 | 18,0% | 14,4 | 1,6 | 1.160 | 23,0% | 13,2 | 1,3 | 850 | 22,1% | 15,2 | 1,8 |
| | | | Pripoznavna | 109 | 2,3% | 8,0 | 4,5 | 115 | 2,3% | 6,8 | 2,2 | 85 | 2,2% | 8,6 | 2,7 |
| | | | Sodba | 1.505 | 31,8% | 16,2 | 14,6 | 1.515 | 30,0% | 17,0 | 12,3 | 1.313 | 34,1% | 18,6 | 11,8 |
| | | | Sodba brez obrazložitve | 419 | 8,9% | 9,2 | 10,3 | 386 | 7,6% | 9,2 | 7,0 | 276 | 7,2% | 8,6 | 6,0 |
| | | | Ustavitev | 1.180 | 24,9% | 5,4 | 1,6 | 1.303 | 25,8% | 5,9 | 1,1 | 873 | 22,7% | 5,9 | 1,2 |
| | | | Zamudna sodba | 62 | 1,3% | 9,0 | 3,1 | 77 | 1,5% | 6,0 | 2,3 | 55 | 1,4% | 9,6 | 3,1 |
| | | | Zavrženje | 408 | 8,6% | 9,2 | 2,9 | 342 | 6,8% | 9,4 | 2,2 | 267 | 6,9% | 11,7 | 2,1 |
| | | | Total | 4.733 | 100,0% | | | 5.051 | 100,0% | | 3.853 | 100,0% | | | |

District Courts – Civil litigious cases

| Court Type | Case Type | Način Rešitve N2 | Type of Case Solution | Year | | | 2020 | | | 2021 | | | I-XI 2022 | | | |
|----------------|-----------|------------------|-------------------------|--------------|---|--|--------------|---|--|--------------|---|--|-----------|------|------|-----|
| | | | | Solved cases | Average duration of proceedings (in months) | Average duration of the judgment (in days) | Solved cases | Average duration of proceedings (in months) | Average duration of the judgment (in days) | Solved cases | Average duration of proceedings (in months) | Average duration of the judgment (in days) | | | | |
| DISTRICT COURT | P | | Nepristojnost | 128 | 5,3% | 4,9 | 3,4 | 111 | 4,7% | 2,5 | 2,6 | 5,5 | 112 | 5,4% | 2,6 | 5,5 |
| | | | Odpoved | 20 | 0,8% | 23,9 | 0,7 | 32 | 1,4% | 24,3 | 1,3 | 1,1 | 25,4 | 1,1 | 1,1 | |
| | | | Ostalo | 71 | 2,9% | 21,9 | 8,9 | 52 | 2,2% | 16,2 | 4,3 | 5,9 | 8,3 | 5,9 | | |
| | | | Poravnava | 659 | 27,0% | 18,0 | 2,3 | 721 | 30,9% | 21,7 | 1,7 | 676 | 32,3% | 22,5 | 1,8 | |
| | | | Pripoznavna | 30 | 1,2% | 11,7 | 1,8 | 26 | 1,1% | 19,9 | 4,0 | 22 | 1,1% | 3,3 | | |
| | | | Sodba | 1,049 | 43,0% | 27,2 | 22,7 | 941 | 40,3% | 32,2 | 20,9 | 780 | 37,3% | 35,5 | 27,9 | |
| | | | Sodba brez obrazložitve | 19 | 0,8% | 17,6 | 5,2 | 14 | 0,6% | 20,6 | 6,4 | 4 | 0,2% | 17,7 | 5,5 | |
| | | | Ustavitev | 297 | 12,2% | 15,2 | 2,2 | 276 | 11,8% | 15,9 | 1,2 | 257 | 12,3% | 15,0 | 1,8 | |
| | | | Zamudna sodba | 83 | 3,4% | 7,7 | 1,9 | 84 | 3,6% | 7,0 | 2,4 | 96 | 4,6% | 6,3 | 2,2 | |
| | | | Zavrženje | 82 | 3,4% | 15,3 | 4,1 | 80 | 3,4% | 14,5 | 3,9 | 69 | 3,3% | 13,8 | 3,4 | |
| | | | | | | | | | | | | | | | | |
| | | | Total | 2,438 | 100,0% | | | 2,337 | 100,0% | | | 2,092 | 100,0% | | | |

Local Courts – Civil litigious cases

| Court Type | Case Type | Year | 2020 | | | | 2021 | | | | I-XI 2022 | | | | | | | | |
|-------------|-----------|------------------|-----------------------|---|--|--------|--------------|---|--|--------|--------------|---|--|-------|------|-----------|--|--|--|
| | | | Solved cases | Average duration of proceedings (in months) | Average duration of the judgment (in days) | | Solved cases | Average duration of proceedings (in months) | Average duration of the judgment (in days) | | Solved cases | Average duration of proceedings (in months) | Average duration of the judgment (in days) | | | | | | |
| LOCAL COURT | P | Način Rešitve N2 | Type of Case Solution | | | | | | | | | | | | | | | | |
| | | | | No jurisdiction | | | | 2020 | | | | 2021 | | | | I-XI 2022 | | | |
| | | | | Nepristojnost | 351 | 6,0% | 5,2 | 3,1 | 234 | 3,6% | 6,2 | 4,5 | 247 | 4,4% | 3,8 | 3,7 | | | |
| | | | | Odpoved | 41 | 0,7% | 19,8 | 2,6 | 55 | 0,9% | 21,0 | 2,0 | 33 | 0,6% | 23,2 | 1,8 | | | |
| | | | | Ostalo | 45 | 0,8% | 12,4 | 6,4 | 71 | 1,1% | 6,4 | 5,1 | 49 | 0,9% | 10,5 | 8,1 | | | |
| | | | | Poravnava | 1.212 | 20,6% | 16,7 | 2,8 | 1.618 | 25,1% | 16,9 | 2,1 | 1.294 | 23,1% | 17,7 | 1,8 | | | |
| | | | | Pripoznava | 354 | 6,0% | 5,5 | 4,6 | 440 | 6,8% | 6,4 | 3,9 | 381 | 6,8% | 4,5 | 2,7 | | | |
| | | | | Sklep v postopku zaradi motenja | | | | | | | | | | | | | | | |
| | | | | posesti | | | | | | | | | | | | | | | |
| | | | | Sodba | 119 | 2,0% | 12,1 | 23,4 | 148 | 2,3% | 14,4 | 27,6 | 132 | 2,4% | 13,7 | 25,6 | | | |
| | | | | Judgement | 1.848 | 31,4% | 19,8 | 21,0 | 1.920 | 29,8% | 21,3 | 17,6 | 1.801 | 32,1% | 23,3 | 20,3 | | | |
| | | | | Judgment without reasoning | 24 | 0,4% | 13,8 | 5,7 | 18 | 0,3% | 13,1 | 2,4 | 26 | 0,5% | 18,1 | 2,8 | | | |
| | | | | Sodba brez obrazložitve | | | | | | | | | | | | | | | |
| | | | | Suspension | 1.190 | 20,2% | 9,9 | 3,9 | 1.234 | 19,2% | 11,6 | 2,7 | 1.020 | 18,2% | 12,9 | 2,3 | | | |
| | | | | Zamudna sodba | 470 | 8,0% | 6,1 | 7,6 | 468 | 7,3% | 5,9 | 3,4 | 427 | 7,6% | 5,3 | 3,1 | | | |
| | | | | Zavrženje | 226 | 3,8% | 8,9 | 6,0 | 233 | 3,6% | 8,7 | 3,9 | 195 | 3,5% | 9,9 | 3,8 | | | |
| Total | 5.880 | 100,0% | | | 6.439 | 100,0% | | | 5.605 | 100,0% | | | | | | | | | |

Labour and Social Courts – Labour and Social cases

| Court Type | Case Type | Nacin Rešitve N2 | Type of Case Solution | Year | | 2020 | | | | 2021 | | | | I-XI 2022 | | | |
|-----------------------------------|-----------|------------------|-------------------------|--------------|---|--|--------------|---|--|--------------|---|--|--------|-----------|------|------|-----|
| | | | | Solved cases | Average duration of proceedings (in months) | Average duration of the judgment (in days) | Solved cases | Average duration of proceedings (in months) | Average duration of the judgment (in days) | Solved cases | Average duration of proceedings (in months) | Average duration of the judgment (in days) | | | | | |
| LABOUR AND SOCIAL COURT | Pd | Nepristojnost | No jurisdiction | 33 | 1,5% | 2,0 | 1,7 | 54 | 2,2% | 2,2 | 1,2 | 41 | 1,8% | 2,4 | 2,0 | | |
| | | | Odpoved | 43 | 2,0% | 12,6 | 0,6 | 33 | 1,3% | 16,6 | 1,1 | 19 | 0,8% | 11,5 | 1,9 | | |
| | | | Ostalo | 19 | 0,9% | 5,4 | 2,7 | 12 | 0,5% | 7,0 | 3,0 | 11 | 0,5% | 6,1 | 4,0 | | |
| | | | Poravnava | 696 | 31,8% | 9,7 | 1,1 | 901 | 36,5% | 11,8 | 0,6 | 802 | 35,7% | 13,4 | 0,8 | | |
| | | | Pripoznava | 62 | 2,8% | 6,5 | 1,3 | 33 | 1,3% | 6,9 | 1,2 | 29 | 1,3% | 4,2 | 1,6 | | |
| | | | Sodba | 674 | 30,8% | 16,7 | 17,6 | 871 | 35,2% | 18,7 | 18,5 | 845 | 37,6% | 19,7 | 21,8 | | |
| | | | Ustavitev | 385 | 17,6% | 8,6 | 1,1 | 304 | 12,3% | 11,0 | 0,6 | 281 | 12,5% | 10,3 | 0,7 | | |
| | | | Zamudna sodba | 186 | 8,5% | 3,5 | 2,0 | 159 | 6,4% | 3,7 | 1,4 | 131 | 5,8% | 3,1 | 0,9 | | |
| | | | Zavrženje | 90 | 4,1% | 8,0 | 2,8 | 104 | 4,2% | 11,1 | 1,3 | 89 | 4,0% | 5,3 | 2,3 | | |
| | | | Total | 2.188 | 100,0% | | | 2.471 | 100,0% | | | 2.248 | 100,0% | | | | |
| | | | LABOUR AND SOCIAL COURT | Ps | Nepristojnost | No jurisdiction | 21 | 1,7% | 0,7 | 2,1 | 16 | 1,1% | 1,2 | 3,9 | 8 | 0,6% | 0,4 |
| Poravnava | 141 | 11,5% | | | | 19,3 | 0,1 | 12 | 0,9% | 9,8 | 0,0 | 22 | 1,6% | 12,6 | 0,0 | | |
| Pripoznava | 98 | 8,0% | | | | 6,0 | 2,1 | 69 | 4,9% | 6,8 | 1,5 | 66 | 4,7% | 7,3 | 1,5 | | |
| Sodba | 599 | 48,8% | | | | 13,9 | 13,5 | 789 | 56,3% | 14,2 | 11,5 | 719 | 51,7% | 13,0 | 12,0 | | |
| Sodba brez obrazložitve reasoning | 86 | 7,0% | | | | 14,1 | 3,3 | 121 | 8,6% | 14,0 | 3,5 | 192 | 13,8% | 12,7 | 2,8 | | |
| Ustavitev | 189 | 15,4% | | | | 10,6 | 1,6 | 262 | 18,7% | 9,1 | 0,9 | 243 | 17,5% | 9,6 | 0,9 | | |
| Zamudna sodba | 14 | 1,1% | | | | 4,6 | 1,4 | 36 | 2,6% | 2,7 | 1,6 | 62 | 4,5% | 2,0 | 1,1 | | |
| Zavrženje | 80 | 6,5% | | | | 3,5 | 1,9 | 96 | 6,9% | 3,7 | 1,8 | 80 | 5,7% | 4,4 | 2,4 | | |
| Total | 1.228 | 100,0% | | | | | | 1.401 | 100,0% | | | 1.392 | 100,0% | | | | |